

MELAMINATED PANEL

POLAR BIRCH	D-9420 BS
LIGHT BEECH	D-9240 BS
BEECH	R24048 MO
CHERRY MARBELLA	R42006 SD
WHITE	6459 PE
GREY	U-112 PE
GRAPHITE	U12063 MP
AMBER OAK	K006 SN/PW
ARCTIC OAK	K005 PS/PW
CRAFT OAK	K002 SN/PW
SALEVE WALNUT	R30042 MO
GRAPHITE OAK	R20065 MO
ANTIQUÉ WALNUT	0854 PR

ACRYLUX PANEL

HIGH GLOSS

ICY WHITE	6000X
LIGHT GREY	85384X
BLUE SEA	4670X
GREY	85383X
BLACK	8421X
COBALT	4644X
RED	3362X

MAT

ICY WHITE MATT	1982MX
LIGHT GREY MATT	85468MX
GREY MATT	85383MX
BLACK MATT	8421MX
NAVY BLUE MATT	4702MX

METAL

WHITE	RAL 9016
SILVER	RAL 9006
ANTHRACITE	RAL 7016
BLACK	RAL 9005

* **KOMO, FLEX, FLEX-R, GEOS** SYSTEMS AND **T-2 LEGS** ARE AVAILABLE IN SILVER RAL 9006 AND WHITE RAL 9016 ONLY

* **SMILE** SYSTEM - LEGS AVAILABLE IN BLACK RAL 9005 WITH CHROMED ELEMENTS ONLY

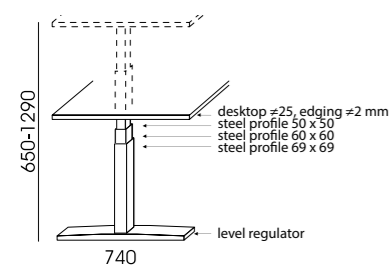
* **TAMBOUR DOORS** AVAILABLE IN WHITE AND SILVER ONLY

THE MANUFACTURER RESERVES THE RIGHT TO INTRODUCE CONSTRUCTION MODIFICATIONS AND CHANGES OF PARAMETERS NOT DETERIORATING GENERAL PRODUCTS' CHARACTERISTICS. THIS CATALOGUE DOES NOT CONSTITUTE AN OFFER IN LEGAL SENSE AND IS PUBLISHED FOR INFORMATION PURPOSES ONLY.

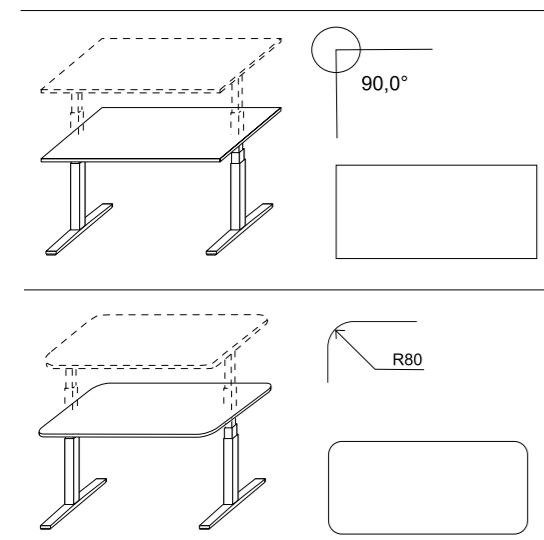
CONTENTS

SKY - DESKS WITH ELECTRIC HEIGHT ADJUSTMENT	4
SKY - MEETING TABLE	5
SKY - BENCH WITH ELECTRIC HEIGHT ADJUSTMENT	5/6
SKY LITE - DESKS WITH ELECTRIC HEIGHT ADJUSTMENT	6/7
DESKS	8/12
	FOCUS
	NOMO
	AVO
	KOMO
	FLEX
	FLEX-R
	SMILE
	GEOS
	POLO
	VEGA
TABLE - CLASSIC	12
AVO SETS	13
	3 PERSON SET
BALWOO - DESKS AND TABLES WITH WOODEN LEGS	13/15
CALL CENTER	15
SCREENS	16/17
MODESTY PANELS	17
EXTENSIONS	18
LEGS	18
DESK-HIGH CABINETS	19
PEDESTALS	20/21
CUBICLES	22/23
GATO - MODULAR SYSTEM	24/25
LOCKERS	26/29
LOCKERS PLUS	30
CABINETS	31/43
	PROFI PREMIUM
	PROFI
	FLOWER POTS
	PROFI MAX
COFFEE TABLES	44
LOFT TABLES	44
TABLES	45/48
	MEETING
	FOLDING
	HIGH
PARTITION WALLS	49
HANGERS	50
OTHERS	50/51
MULTIMEDIA PORTS	52/53

SKY-DESKS WITH ELECTRIC HEIGHT ADJUSTMENT



SMOOTH HEIGHT ADJUSTMENT IN THE RANGE FROM 650 TO 1290 MM, OPERATED BY BUTTONS
 METAL FRAME - POWDER COATED IN SILVER, WHITE OR BLACK
 25 MM THICK DESKTOP FINISHED WITH 2 MM THICK EDGING
 DESKTOP WITHOUT CABLE-PASSES. FRAME EQUIPPED WITH ANTI-COLLISION SYSTEM
 SENSITIVITY ADJUSTMENT (3 LEVELS) AFTER INSTALLATION OF THE SKY-5 MEMORY MODULE
 NOISE LEVEL - MAX. 43 DB
 UNDERDESK METAL BEAM WITH TELESCOPIC ADJUSTMENT AND WITH TWO ELECTRIC MOTORS
 THREE-COLUMN LEGS
 PT, PWT, PN, PP, PET SCREENS CAN BE MOUNTED



CODE	DIMENSION		
	WIDTH	DEPTH	HEIGHT
SKY-1	1200	800	650-1290
SKY-2	1400		
SKY-3	1600		
SKY-4	1800		
SKY-1R80	1200		
SKY-2R80	1400		
SKY-3R80	1600		
SKY-4R80	1800		

ACCESSORIES

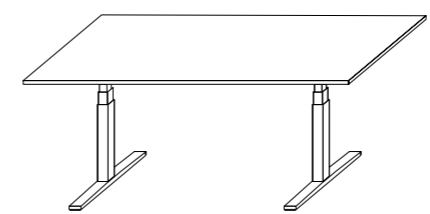
- HEIGHT MEMORY MODULE
DIGITAL DISPLAY
THREE MEMORY POSITIONS
POSSIBILITY OF SETTING THE PREFERRED
MINIMUM AND MAXIMUM HEIGHT
- DRAWER SUSPENDED UNDER THE DESKTOP
- SUSPENDED HOLDER FOR COMPUTER
POWDER COATED TO RAL COLOURS
- BLUETOOTH MODULE - CONTROL
DESK FUNCTIONS BY PHONE APPLICATION
- VERTICAL CABLE TRAY FOR DESKS WITH
ELECTRICAL HEIGHT ADJUSTMENT
SILVER, WHITE OR BLACK

SCREENS

SCREENS 35 MM THICK, PLASTIC DECORATIVE INSERT
 AVAILABLE IN WHITE, BLACK, GRAY
 FABRICS FROM 1ST FLOKK GROUP OTHER GROUPS
 AVAILABLE UPON INDIVIDUAL QUOTATION

SKYT-4-800	1200	35	1000
SKYT-5-800	1400		
SKYT-6-800	1600		
SKYT-7-800	1800		

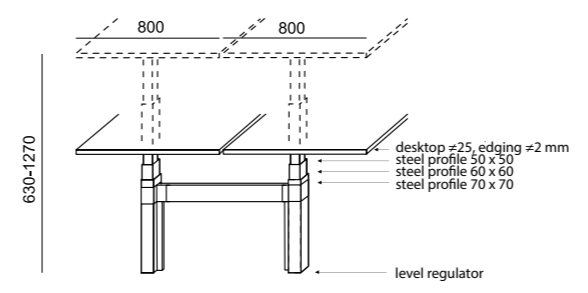
SKY-MEETING TABLE



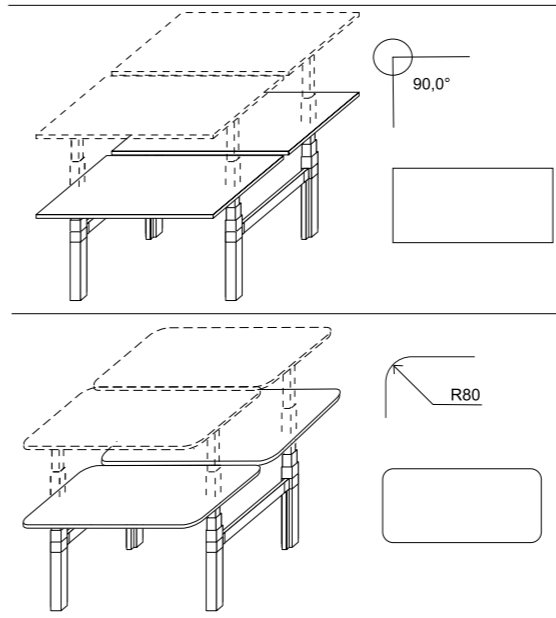
SMOOTH HEIGHT ADJUSTMENT IN THE RANGE FROM 650 TO 1290 MM, OPERATED BY BUTTONS
 METAL FRAME - POWDER COATED IN SILVER, WHITE OR BLACK
 25 MM THICK DESKTOP FINISHED WITH 2 MM THICK EDGING

CODE	DIMENSION		
	WIDTH	DEPTH	HEIGHT
SKY-20	2200	900	650-1290

SKY-BENCH DESKS WITH ELECTRIC HEIGHT ADJUSTMENT



SMOOTH HEIGHT ADJUSTMENT IN THE RANGE FROM 630 TO 1270 MM
 EVERY DESKTOP OPERATED SEPARATELY BY BUTTONS
 METAL FRAME - POWDER COATED IN SILVER, WHITE OR BLACK
 25 MM THICK DESKTOP FINISHED WITH 2 MM THICK EDGING
 DESKTOP WITHOUT CABLE-PASSES
 FRAME EQUIPPED WITH ANTI-COLLISION SYSTEM
 SENSITIVITY ADJUSTMENT (3 LEVELS) AFTER INSTALLATION OF THE SKY-5 MEMORY MODULE
 NOISE LEVEL - MAX. 43 DB
 UNDERDESK METAL BEAM WITH TELESCOPIC ADJUSTMENT AND WITH TWO ELECTRIC MOTORS
 THREE-COLUMN LEGS



CODE	DIMENSION		
	WIDTH	DEPTH	HEIGHT
SKY-21	1200	1610	630-1270
SKY-22	1400		
SKY-23	1600		
SKY-24	1800		
SKY-21R80	1200	1610	630-1270
SKY-22R80	1400		
SKY-23R80	1600		
SKY-24R80	1800		

ACCESSORIES

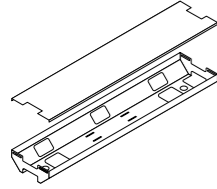
- HEIGHT MEMORY MODULE
DIGITAL DISPLAY
THREE MEMORY POSITIONS
POSSIBILITY OF SETTING THE PREFERRED
MINIMUM AND MAXIMUM HEIGHT
- DRAWER SUSPENDED UNDER THE DESKTOP
- SUSPENDED HOLDER FOR COMPUTER
POWDER COATED TO RAL COLOURS
- BLUETOOTH MODULE - CONTROL
DESK FUNCTIONS BY PHONE APPLICATION
- VERTICAL CABLE TRAY FOR DESKS WITH
ELECTRICAL HEIGHT ADJUSTMENT
SILVER, WHITE OR BLACK

SKY-5	X	X	X
SKY-6	374	322	151
SKY-8	200-269	550	568
SKY-9	X	X	X
SKY-10	X	X	X

SKY-BENCH DESKS WITH ELECTRIC HEIGHT ADJUSTMENT


CABLE TRAYS

METAL CABLE CHANNELS - HORIZONTAL, TO BE MOUNTED ON THE TRANSVERSE JOINTS OF SKY-BENCH DESKS
 REMOVABLE COVERING LID ON THE TOP, SIDE AND BOTTOM
 HOLES FOR CABLE MANAGEMENT
 POWDER COATED IN SILVER, WHITE OR BLACK



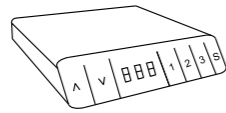
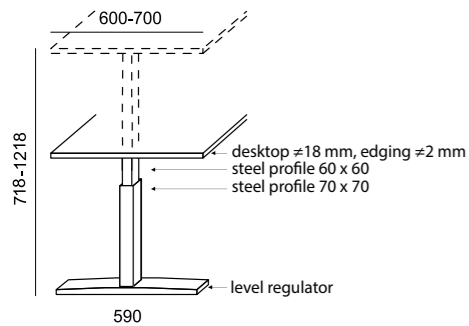
FIXED FABRIC SCREENS

35 MM THICK FABRIC SCREENS
 DECORATIVE INSERT MADE OF PLASTIC IN WHITE, BLACK, GRAY
 FABRICS FROM 1ST FLOKK GROUP OTHER GROUPS AVAILABLE UPON INDIVIDUAL QUOTATION
 METAL BRACKETS POWDER COATED IN SILVER, WHITE OR BLACK
 BRACKETS FIXED TO TRANSVERSE JOINTS CONNECTING 2 DESKS



CODE	DIMENSION		
	WIDTH	DEPTH	HEIGHT
SKY-31	930	250	100
SKY-32	1130		
SKY-33	1330		
SKY-34	1350		
SKYT-11	1200	35	900
SKYT-12	1400		
SKYT-13	1600		
SKYT-14	1800		

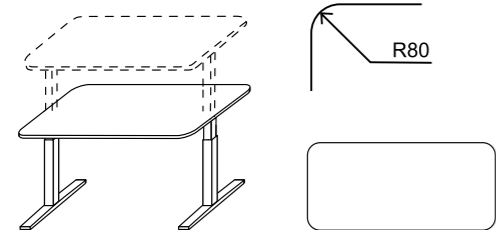
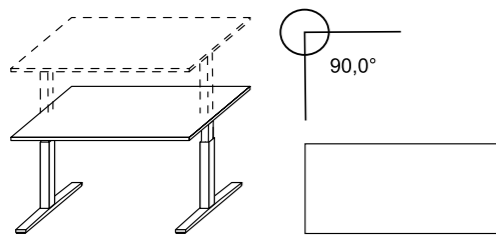
SKY-LITE DESKS WITH ELECTRIC HEIGHT ADJUSTMENT



DIGITAL DISPLAY

SMOOTH HEIGHT ADJUSTMENT IN THE RANGE FROM 718 TO 1218 MM, OPERATED BY BUTTONS
 METAL FRAME - POWDER COATED IN BLACK
 18 MM THICK DESKTOP FINISHED WITH 2 MM THICK EDGING
 DESKTOP WITHOUT CABLE-PASSES. FRAME EQUIPPED WITH ANTI-COLLISION SYSTEM OF THE SKYL-SA
 UNDERDESK METAL BEAM WITH TELESCOPIC ADJUSTMENT AND WITH TWO ELECTRIC MOTORS
 TWO-COLUMN LEGS


CODE	DIMENSION		
	WIDTH	DEPTH	HEIGHT
SKYL-1-600	1200	600	718-1218
SKYL-2-600	1400		
SKYL-3-600	1600		
SKYL-4-600	1800		
SKYL-1-600R80	1200	600	718-1218
SKYL-2-600R80	1400		
SKYL-3-600R80	1600		
SKYL-4-600R80	1800		



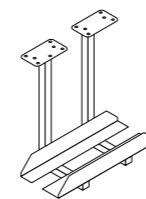
SKY-LITE DESKS WITH ELECTRIC HEIGHT ADJUSTMENT

CODE	DIMENSION		
	WIDTH	DEPTH	HEIGHT
SKYL-1-700	1200	700	718-1218
SKYL-2-700	1400		
SKYL-3-700	1600		
SKYL-4-700	1800		
SKYL-1-700R80	1200	700	718-1218
SKYL-2-700R80	1400		
SKYL-3-700R80	1600		
SKYL-4-700R80	1800		

ACCESSORIES



ANTI-COLLISION SYSTEM



SUSPENDED HOLDER FOR COMPUTER
 POWDER COATED TO RAL COLOURS



VERTICAL CABLE TRAY FOR DESKS WITH
 ELECTRICAL HEIGHT ADJUSTMENT
 SILVER, WHITE OR BLACK

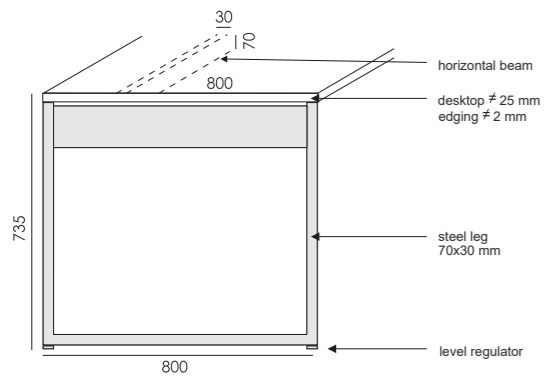
SCREENS



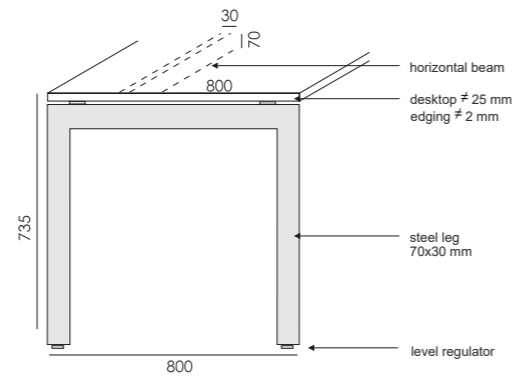
35 MM THICK FABRIC SCREENS
 DECORATIVE INSERT MADE OF PLASTIC IN WHITE, BLACK, GRAY
 FABRICS FROM 1ST FLOKK GROUP OTHER GROUPS AVAILABLE UPON
 INDIVIDUAL QUOTATION
 METAL BRACKETS POWDER COATED IN SILVER, WHITE OR BLACK

SKYL-SA	X	X	X
SKY-8	200-269	550	568
KB-10	X	X	X
SKYT-4-600	1200	35	1000
SKYT-5-600	1400		
SKYT-6-600	1600		
SKYT-7-600	1800		
SKYT-4-700	1200	35	1000
SKYT-5-700	1400		
SKYT-6-700	1600		
SKYT-7-700	1800		

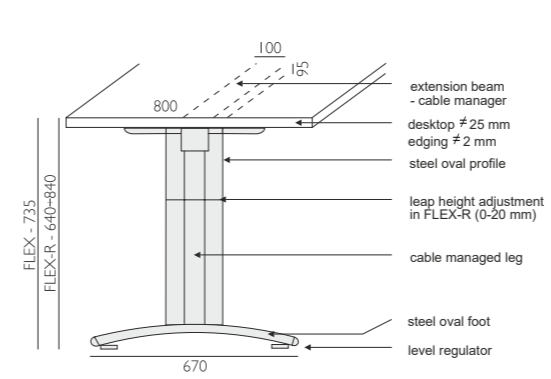
FOCUS SYSTEM



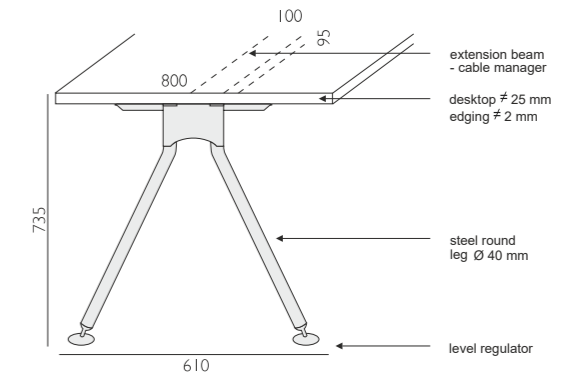
NOMO SYSTEM



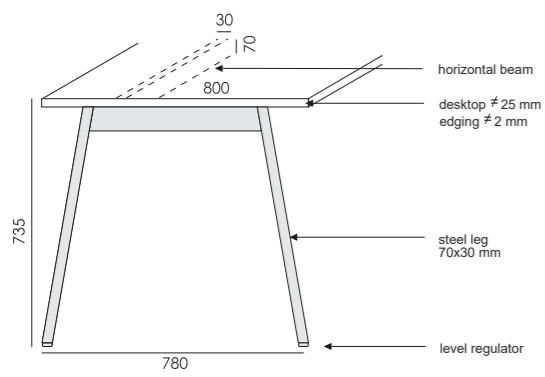
FLEX SYSTEM



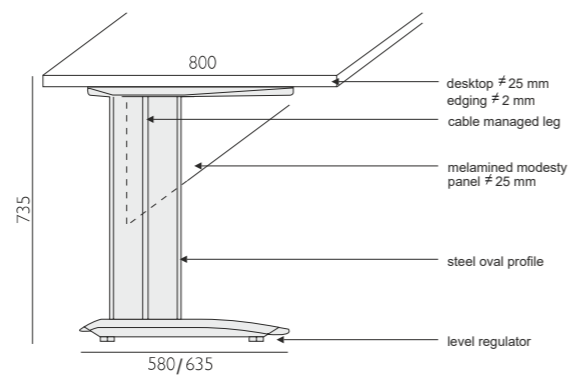
GEOS SYSTEM



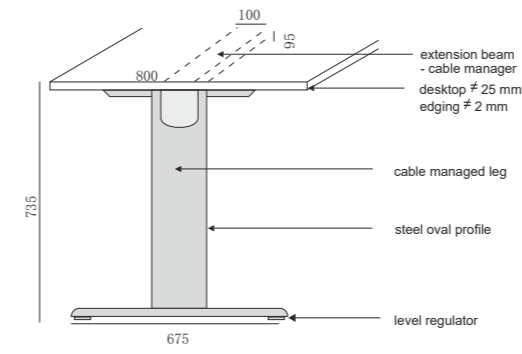
AVO SYSTEM



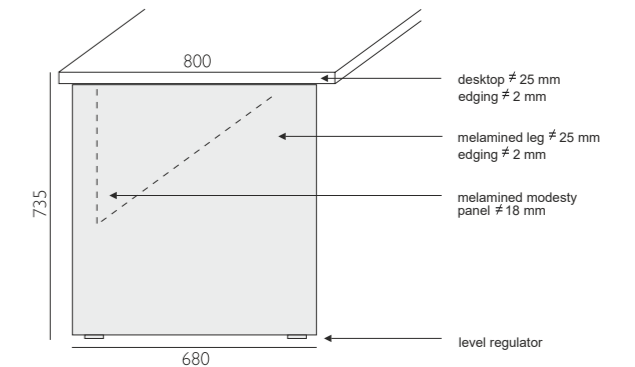
KOMO SYSTEM



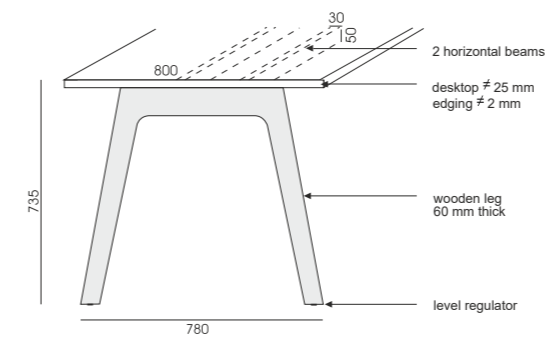
SMILE SYSTEM



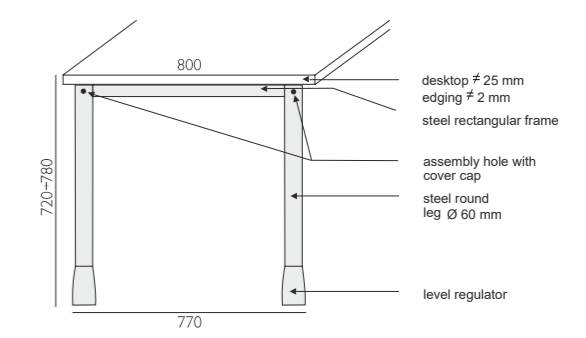
VEGA SYSTEM



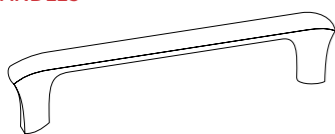
BALWOO SYSTEM



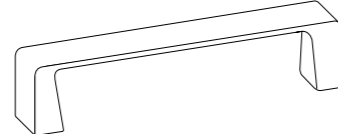
POLO SYSTEM



HANDLES



HANDLE C



HANDLE UU



ND-4

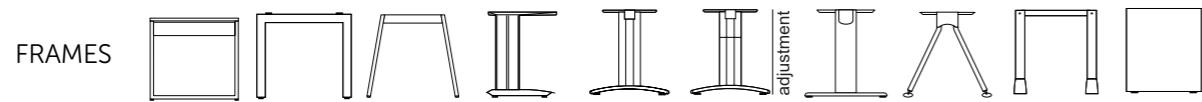
METAL HANDLES POWDER COATED TO RAL COLOURS ACC. TO COLOUR SAMPLER, HANDLE C OR HANDLE UU TO BE CHOSEN.

WOODEN HANDLE, LACQUERED ND-4 (L-128)

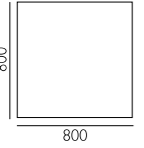
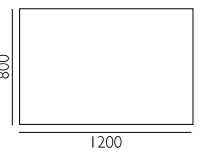
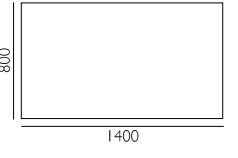
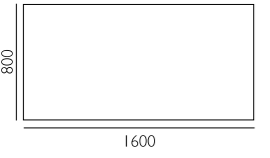
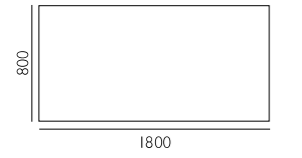
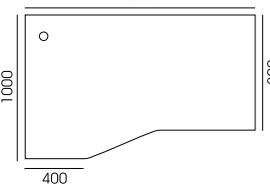
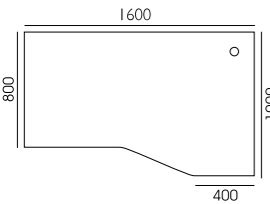
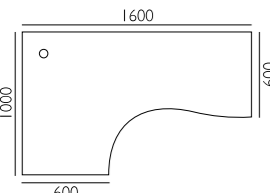
OAK LACQUERED HANDLES FOR ALL CONTAINERS, DESK CABINETS, PROFI PREMIUM, PROFI AND PROFI MAX CABINET SYSTEMS

DESKS

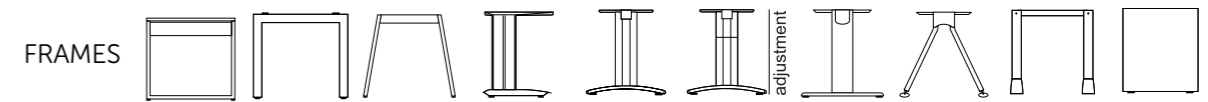
O - ALUMINUM CABLE-PASSES Ø 80 MM IN SHAPED DESKTOPS
 *DESK REQUIRES SUPPORTING WITH ADDITIONAL LEG



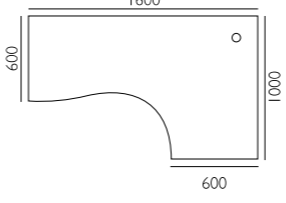
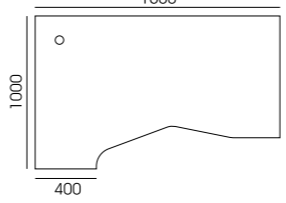
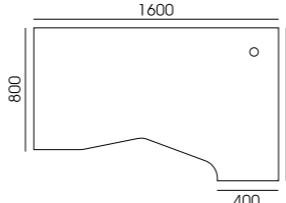
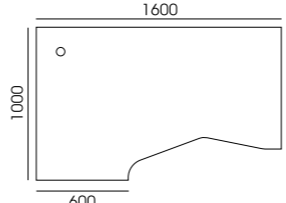
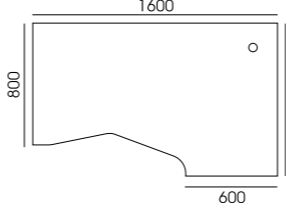
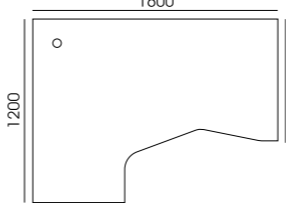
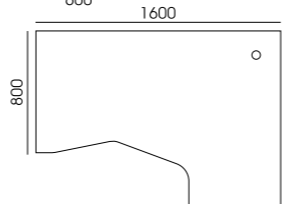
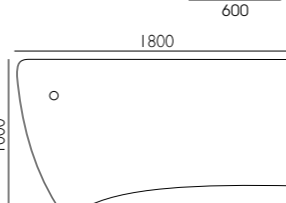
DESKTOPS

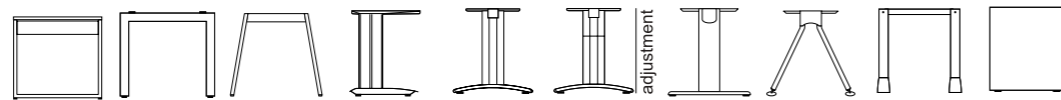
DESKTOPS	FOCUS	NOMO	AVO	KOMO	FLEX	FLEX-R	SMILE	GEOS	POLO	VEGA
	1 FO-1 NO-1 AV-1 KM-1 FL-1 FL-1R SL-1 GE-1 PO-1 VG-1
	2 FO-2 NO-2 AV-2 KM-2 FL-2 FL-2R SL-2 GE-2 PO-2 VG-2
	3 FO-3 NO-3 AV-3 KM-3 FL-3 FL-3R SL-3 GE-3 PO-3 VG-3
	4 FO-4 NO-4 AV-4 KM-4 FL-4 FL-4R SL-4 GE-4 PO-4 VG-4
	29 FO-29 NO-29 AV-29 KM-29 FL-29 FL-29R SL-29 GE-29 PO-29 VG-29
	5 FO-5 NO-5 AV-5 KM-5 FL-5 FL-5R SL-5 GE-5 PO-5 VG-5
	6 FO-6 NO-6 AV-6 KM-6 FL-6 FL-6R SL-6 GE-6 PO-6 VG-6
	7 X X X KM-7 X X X X PO-7 VG-7

DESKS



DESKTOPS

DESKTOPS	FOCUS	NOMO	AVO	KOMO	FLEX	FLEX-R	SMILE	GEOS	POLO	VEGA
	8 X X X KM-8 X X X X PO-8 VG-8
	9 FO-9 NO-9 AV-9 KM-9 FL-9 FL-9R SL-9 GE-9 PO-9 VG-9
	10 FO-10 NO-10 AV-10 KM-10 FL-10 FL-10R SL-10 GE-10 PO-10 VG-10
	11 FO-11 NO-11 AV-11 KM-11 FL-11 FL-11R SL-11 GE-11 PO-11 VG-11
	12 FO-12 NO-12 AV-12 KM-12 FL-12 FL-12R SL-12 GE-12 PO-12 VG-12
	13 FO-13 NO-13 AV-13 *KM-13 *FL-13 *FL-13R *SL-13 *GE-13 PO-13 VG-13
	14 FO-14 NO-14 AV-14 *KM-14 *FL-14 *FL-14R *SL-14 *GE-14 PO-14 VG-14
	17 X NO-17 AV-17 KM-17 FL-17 FL-17R SL-17 GE-17 PO-17 X



FOCUS
NOMO
AVO
KOMO
FLEX
FLEX-R
SMILE
GEOS
POLO
VEGA

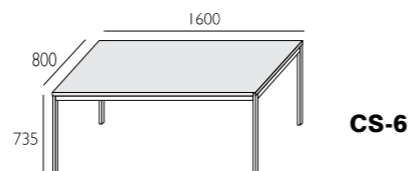
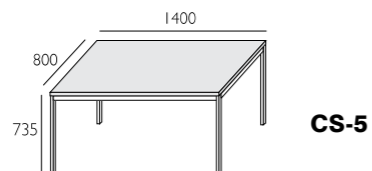
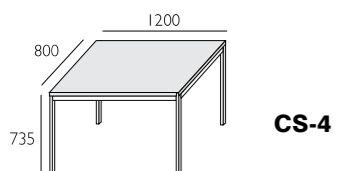
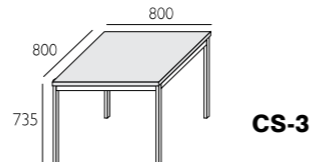
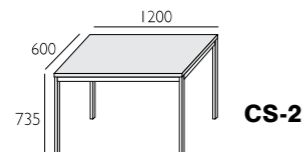
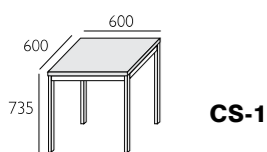
18 ... X ... **NO-18** ... **AV-18** ... **KM-18** ... **FL-18** ... **FL-18R** ... **SL-18** ... **GE-18** ... **PO-18** ... X

25 ... X ... X ... X ... **KM-25** ... X ... X ... X ... X ... **PO-25** ... **VG-25**

26 ... X ... X ... X ... **KM-26** ... X ... X ... X ... X ... **PO-26** ... **VG-26**

METAL CABLE-PASSES Ø 80 MM - SILVER
 PLASTIC CABLE -PASSES Ø 80 MM - WHITE, GREY, BLACK, LIGHT BROWN
 PLASTIC SQUARE CABLE -PASSES Ø 80 MM - WHITE, GREY, BLACK, LIGHT BROWN

CLASSIC TABLES

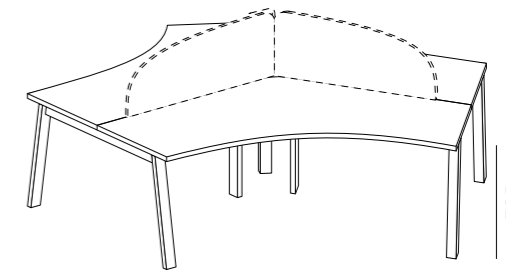
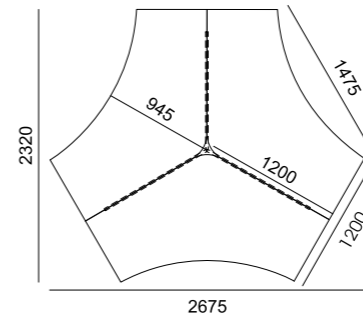


SQUARE LEG 30*30 MM
 METAL FRAME 40*20 MM
 DESKTOP 25 MM THICK FINISHED WITH 2 MM THICK EDGING
 SCREEN CANNOT BE MOUNTED

AVO



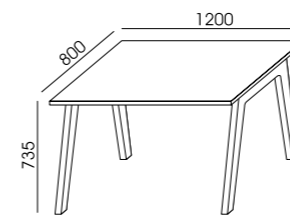
AV-33



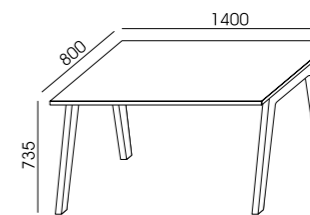
BALWOO - DESKS WITH WOODEN LEGS

DESKS, TABLES AND COFFEE TABLES - OAK LEGS, LACQUERED
 DESKS INCLUDE METAL POWDER COATED BEAM IN RAL COLOURS AVAILABLE ACC. TO WUTEH COLOUR SAMPLER
 DESKTOPS MADE OF MELAMINATED BOARD OF 25 MM TH. WITH 2 MM TH. EDGING (THE OTHER COLOUR OF EDGING CAN BE CHOSEN) DESKS AVAILABLE WITH FIXED TOPS AND SLIDING TOPS (DESK WITH SLIDING TOP INCLUDES METAL CABLE TRAY)

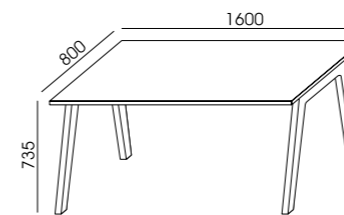
BALWOO - DESKS WITH FIXED TOP



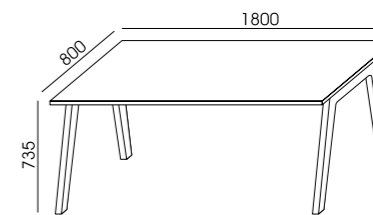
BD-1



BD-2



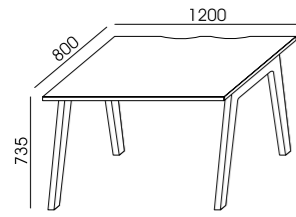
BD-3



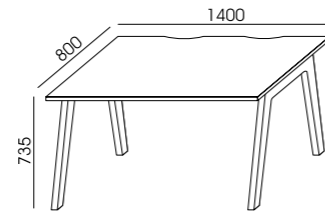
BD-4

BALWOO - DESKS WITH SLIDING TOP

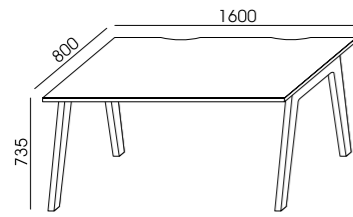
SLIDING TOP ALLOWS EASY ACCESS TO CABLE TRAY
CABLE TRAY INCLUDED IN THE SET
EASY CONNECTION OF DEVICES AND ARRANGEMENT OF CABLES



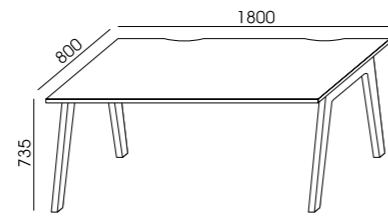
BDP-1



BDP-2

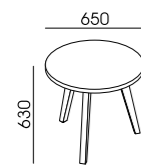


BDP-3

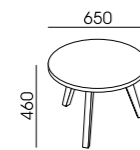


BDP-4

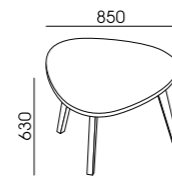
BALWOO - COFFEE TABLES, HIGH TABLE



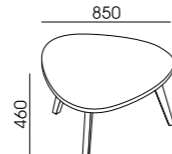
SK-110



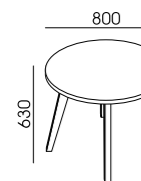
SK-111



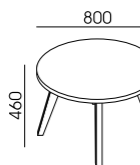
SK-112



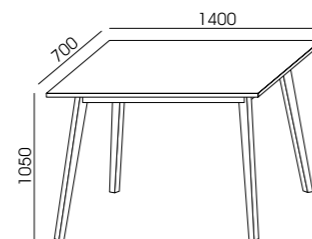
SK-113



SK-114

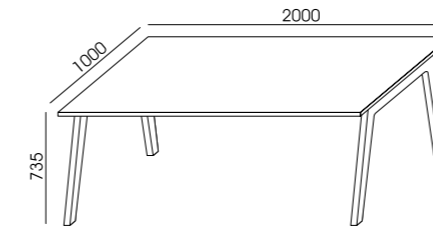


SK-115

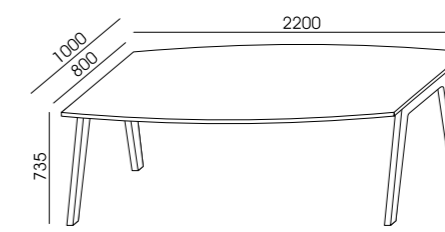


SK-116

BALWOO - MEETING TABLES

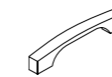


SK-100



SK-101

HANDLES



ND-4



ND-5

WOODEN HANDLE, LACQUERED ND-4 (L-128)
SET OF 2 WOODEN HANDLES, LACQUERED ND-5 (L-128)

OAK, LACQUERED HANDLES FOR ALL PEDESTALS, DESK HIGH
CABINETS AND ALL PROFI PREMIUM, PROFI AND PROFI MAX CABINETS

FEET



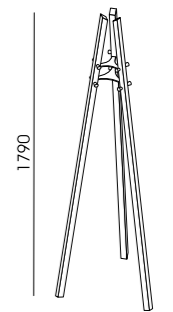
ND-1

ND-2

ND-3

WOODEN LEG, ND-1
SET OF 4 WOODEN LEGS ND-2
SET OF 5 WOODEN LEGS ND-3

OAK LACQUERED FEET FOR PROFI PREMIUM
AND PROFI SYSTEMS

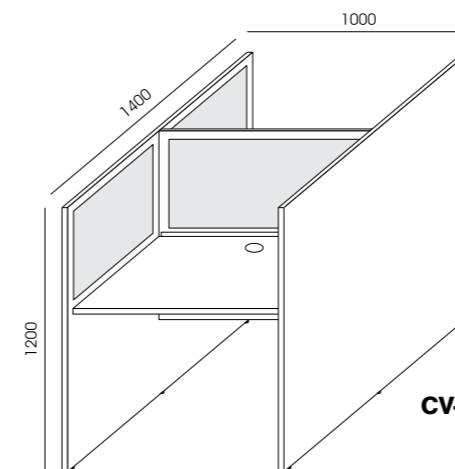


ND-6

HANGER MADE OF OAK WOOD
METAL HOOKS IN ANTHRACITE COLOUR

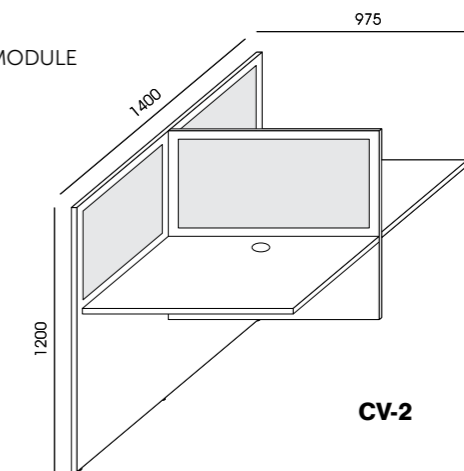
CALL CENTER

CALL CENTER / MELAMINED PANELS



CV-1

BASE MODULE




CV-2

EXTENSION MODULE

UPHOLSTERED PARTITIONS - PRODUCT PRICED IN FLOKK GROUP I (EVO, NEXT; ALBA FABRIC ADDITIONAL 10%)
ANY DIFFERENT COLORS REQUIRE LONGER DELIVERY AND INDIVIDUAL QUOTATION
WHOLE UNIT MADE OF MELAMINED PANELS 25 MM
CABLE PASSES Ø 80, PVC

FABRIC SCREENS



FABRIC SCREENS - DESIGNED FOR DESK TOPS MADE OF MELAMINE 18 MM THICK
PRODUCT PRICED IN FLOKK GROUP I (EVO, NEXT; FOR ALBA ADDITIONAL CHARGE 10%)
ANY DIFFERENT COLORS REQUIRE LONGER DELIVERY AND INDIVIDUAL QUOTATION
NO POSSIBILITY OF ASSEMBLY TO CLASSIC TABLES OR SIDES OF VEGA DESKS




FABRIC SCREENS - DESIGNED FOR DESK TOPS MADE OF MELAMINE 25 MM THICK
PRODUCT PRICED IN FLOKK GROUP I (EVO, NEXT; FOR ALBA ADDITIONAL CHARGE 10%)
ANY DIFFERENT COLORS REQUIRE LONGER DELIVERY AND INDIVIDUAL QUOTATION
NO POSSIBILITY OF ASSEMBLY TO CLASSIC TABLES OR SIDES OF VEGA DESKS



PWT SCREENS 400 MM ABOVE THE COUNTERTOP
SUITABLE FOR DESK FRONTS
DEDICATED TO DESK TOPS 25 MM THICK

MELAMINATED SCREENS WITH FABRIC PADS



PNS SCREENS - 400 MM ABOVE THE COUNTERTOP
MADE FROM MELAMINATED PANEL 18 MM THICK
BOTH SIDES FABRIC PADS
PN SCREENS FIT FOR DESK FRONTS
DEDICATED TO DESK TOPS 25 MM THICK
PRODUCT PRICED IN FLOKK GROUP I (EVO, NEXT; ALBA ADDITIONAL CHARGE 10%)
ANY DIFFERENT COLORS REQUIRE LONGER DELIVERY AND INDIVIDUAL QUOTATION


MELAMINATED SCREENS



MADE FROM MELAMINATED PANEL 18 MM THICK
DEDICATED TO DESK TOPS 25 MM THICK


CODE	DIMENSION		
	WIDTH	DEPTH	HEIGHT
PT-10-18	800	APP. 26	400
PT-11-18	1000		
PT-12-18	1200		
PT-13-18	1400		
PT-14-18	1600		
PT-15-18	1800		
PT-10-25	800	APP. 26	400
PT-11-25	1000		
PT-12-25	1200		
PT-13-25	1400		
PT-14-25	1600		
PT-15-25	1800		
PWT-1	800	APP. 26	550
PWT-2	1200		
PWT-3	1400		
PWT-4	1600		
PWT-5	1800		
PN-1	800		
PN-2	1200		
PN-3	1400		
PN-4	1600		
PN-5	1800		
PP-10	800	18	400
PP-11	1000		
PP-12	1200		
PP-13	1400		
PP-14	1600		
PP-15	1800		

PET SCREENS



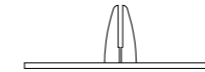
MADE OF POLYESTER FIBER
CONTAIN OVER 75% RECYCLED MATERIALS (PET BOTTLES)
DEDICATED TO 18 MM AND 25 MM DESK TOPS
COLORS OF PARTITIONS ACCORDING TO WUTEH SAMPLER
POWDER PAINTED BRACKETS IN SILVER, WHITE OR BLACK

BRACKET MOUNTED TO THE EDGE OF THE COUNTERTOP



MADE OF POLYESTER FIBER
CONTAIN OVER 75% RECYCLED MATERIALS (PET BOTTLES)
DEDICATED TO 18 MM AND 25 MM DESK TOPS
COLORS OF PARTITIONS ACCORDING TO WUTEH SAMPLER
POWDER PAINTED BRACKETS IN SILVER, WHITE OR BLACK

FLAT FEET BRACKET PLACED ON THE DESK TOP SURFACE



CODE	DIMENSION		
	WIDTH	DEPTH	HEIGHT
PTP-8/1	650	12	380
PTP-9/1	750		
PTP-10/1	800		
PTP-11/1	1000		
PTP-12/1	1200		
PTP-13/1	1400		
PTP-14/1	1600	12	380
PTP-15/1	1800		
PTP-8/2	650		
PTP-9/2	750		
PTP-10/2	800		
PTP-11/2	1000		
PTP-12/2	1200		
PTP-13/2	1400		
PTP-14/2	1600		
PTP-15/2	1800		

MODESTY PANELS

MODESTY PANELS MADE OF STEEL WITH ROUND PERFORATIONS

BB-2	400	1000
BB-3	400	1200
BB-4	400	1400
BB-10	400	1600

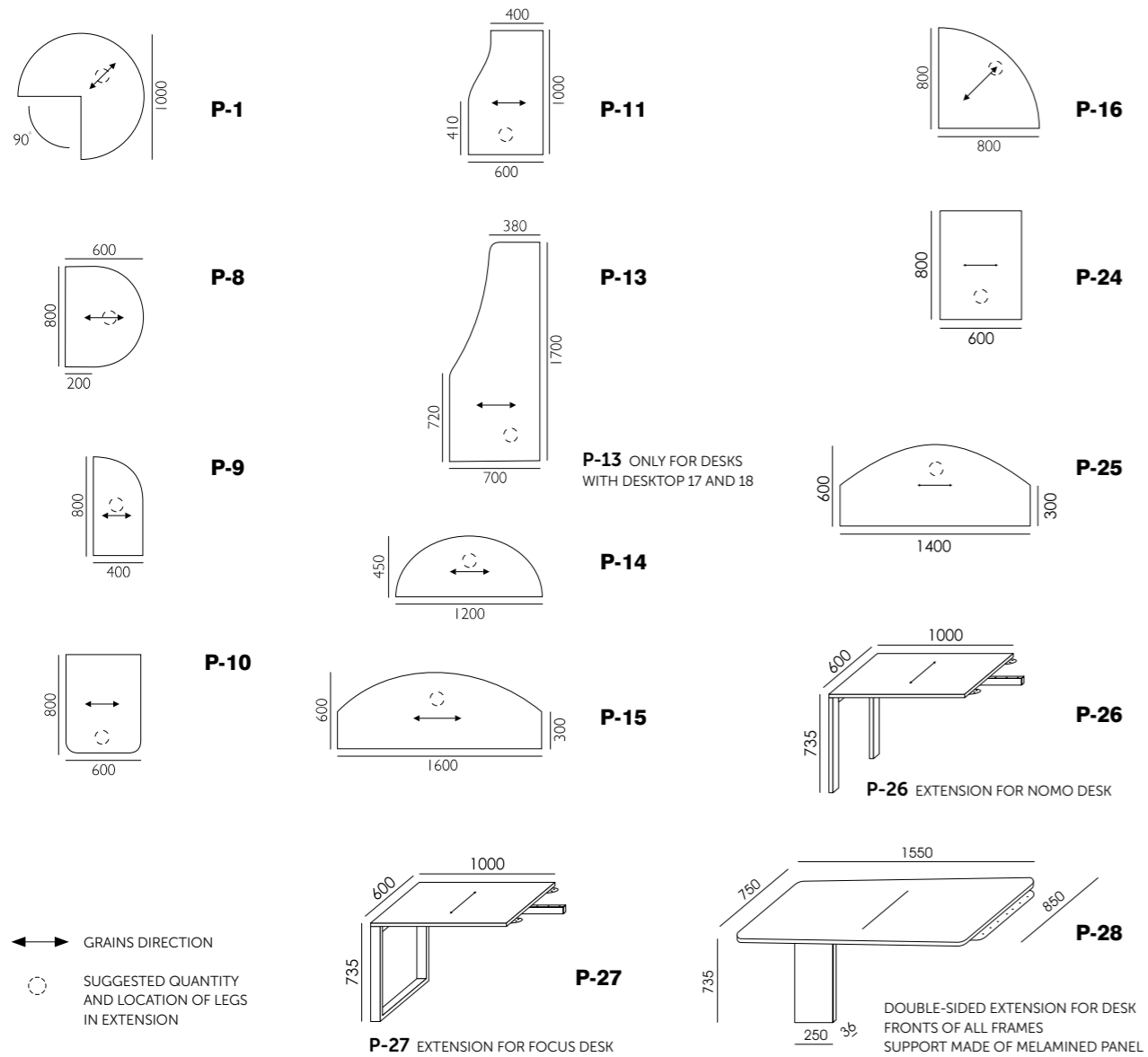
MODESTY PANELS MADE OF STEEL WITH ROUND PERFORATIONS

BB-7	350	1020
BB-8	350	1220
BB-9	350	1420
BB-11	350	1620

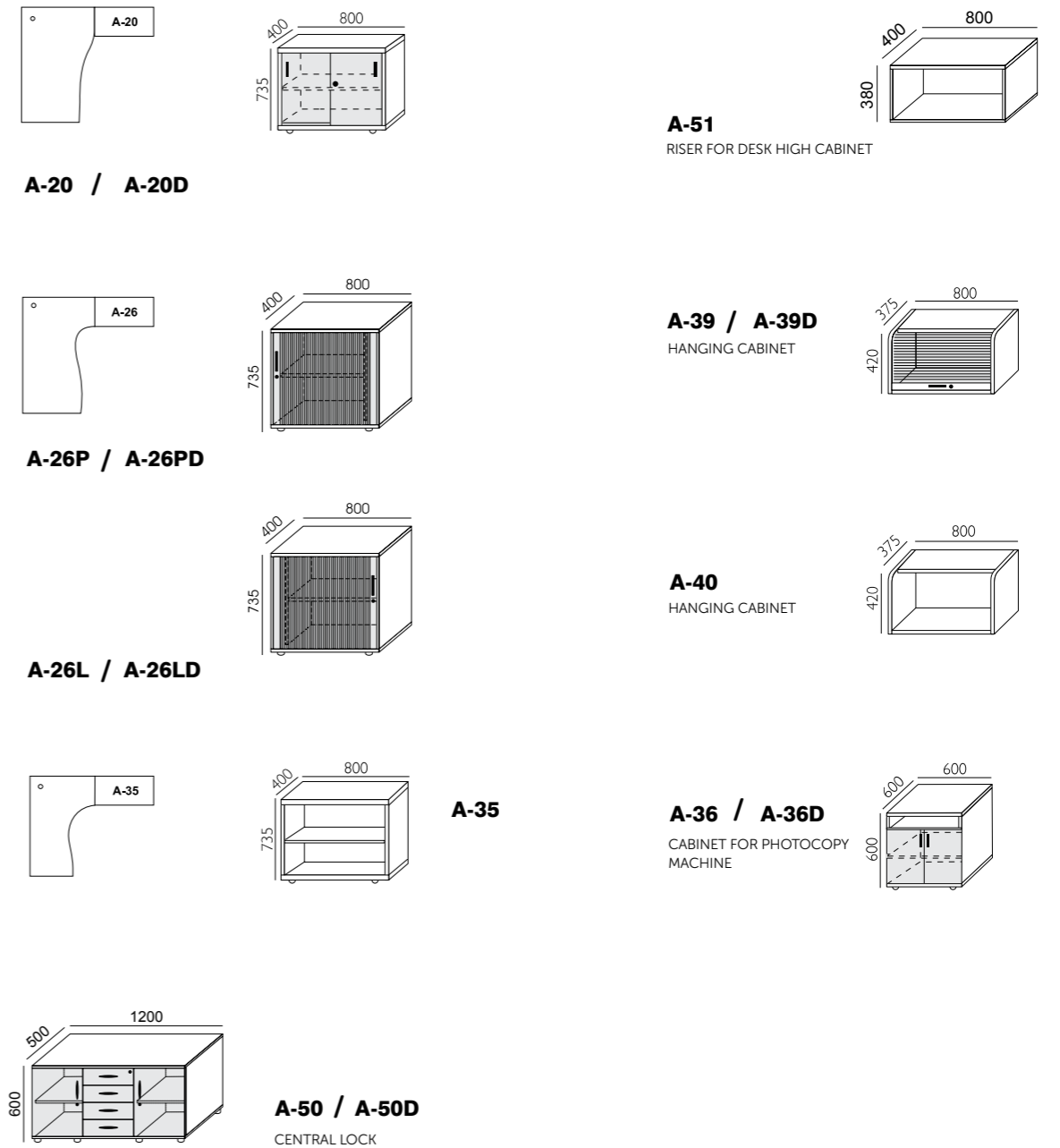
MODESTY PANELS MELAMINATED ≈ 18

BW-1	300	860
BW-2	300	1060
BW-3	300	1260
BW-4	300	1460
BW-5	300	1660

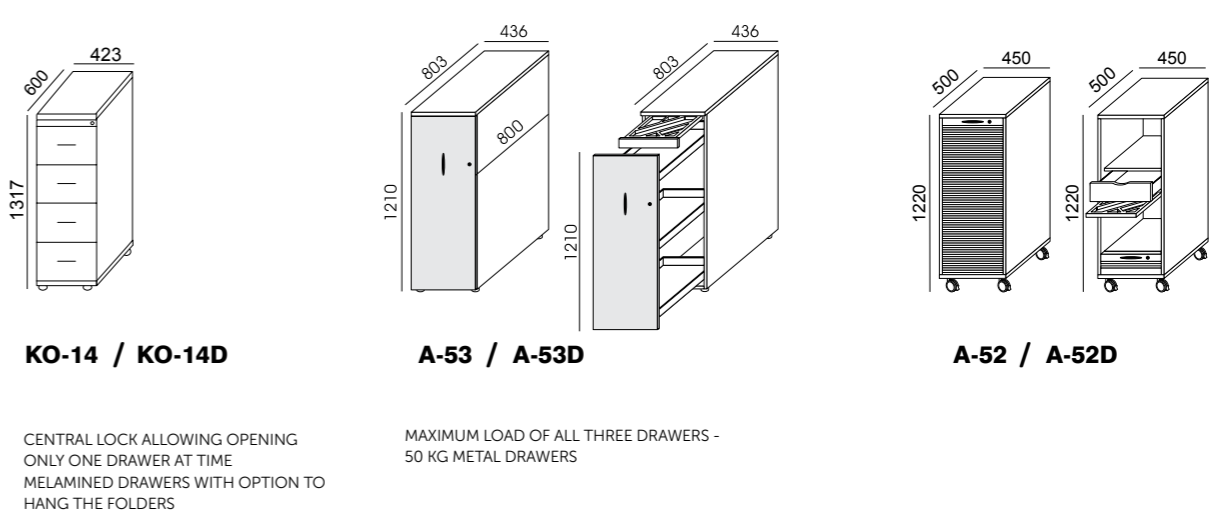
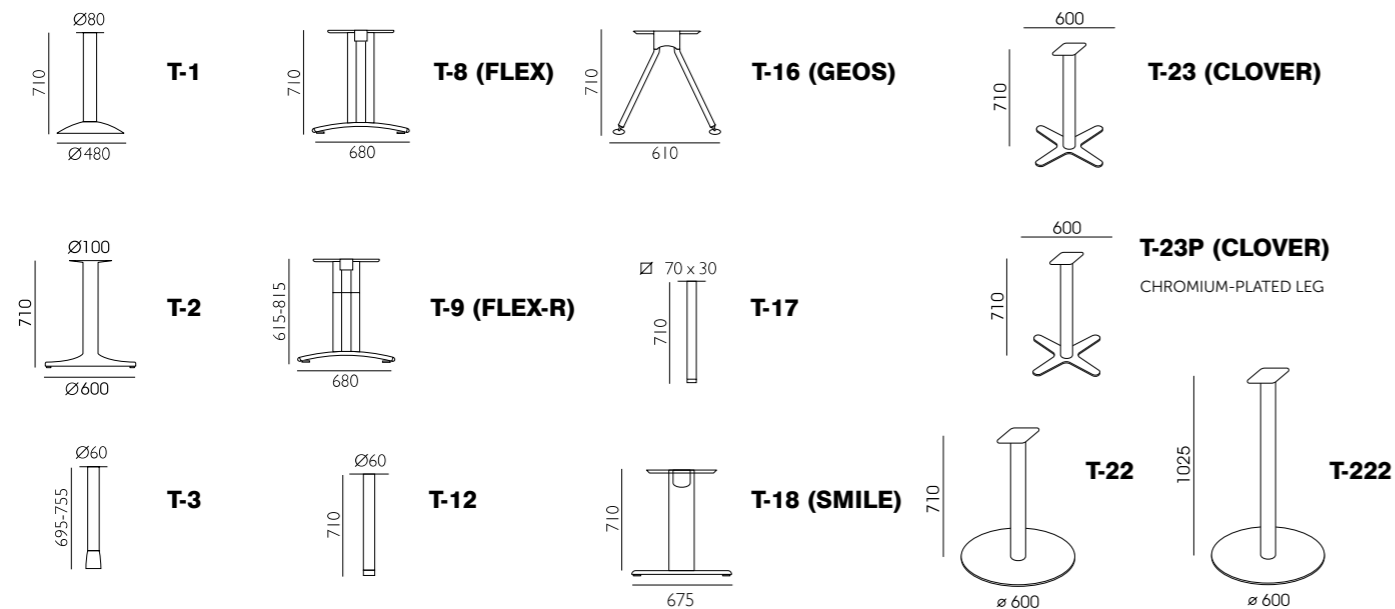
METAL HANDLES POWDER COATED TO RAL COLOURS FROM THE COLOUR SAMPLER
C HANDLE OR UU HANDLE AVAILABLE



←→ GRAINS DIRECTION
○ SUGGESTED QUANTITY AND LOCATION OF LEGS IN EXTENSION



LEGS

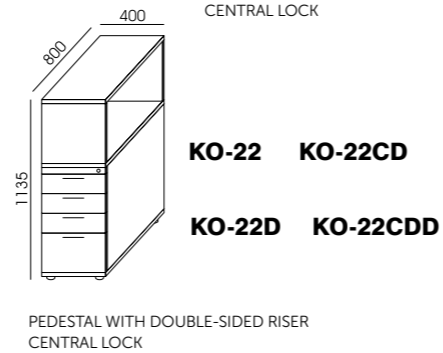
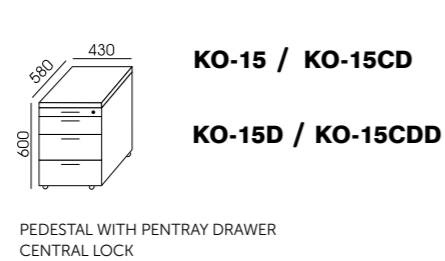
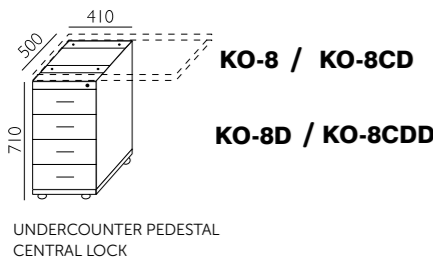
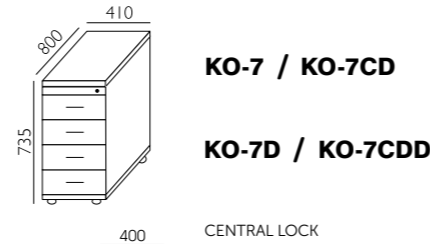
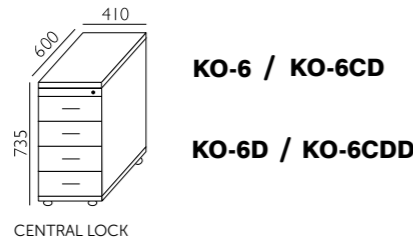
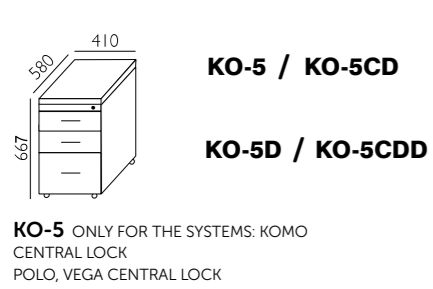
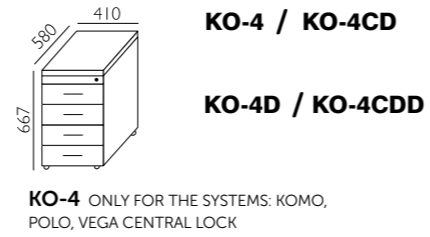
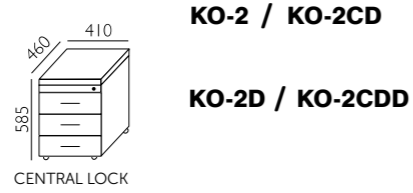
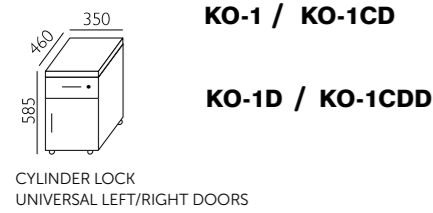


CENTRAL LOCK ALLOWING OPENING ONLY ONE DRAWER AT TIME MELAMINATED DRAWERS WITH OPTION TO HANG THE FOLDERS

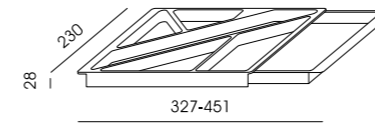
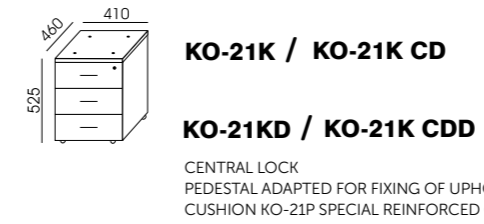
MAXIMUM LOAD OF ALL THREE DRAWERS - 50 KG METAL DRAWERS

METAL SIDES OF DRAWERS

METAL HANDLES POWDER COATED TO RAL COLOURS FROM THE COLOUR SAMPLER, C HANDLE OR UU HANDLE AVAILABLE

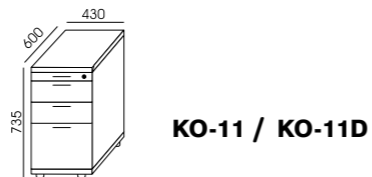
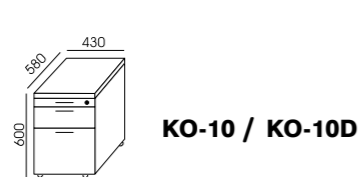
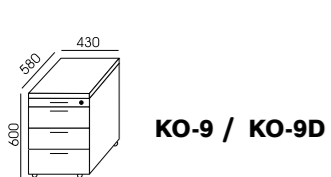


PEDESTAL WITH CUSHION

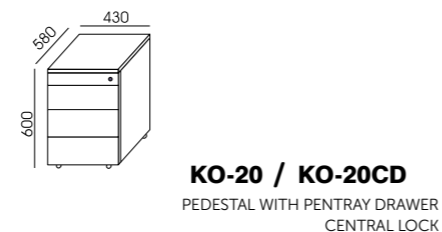
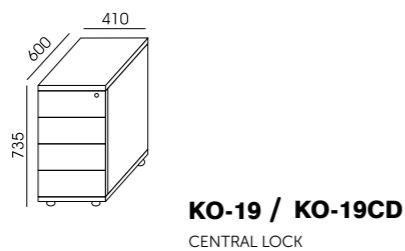
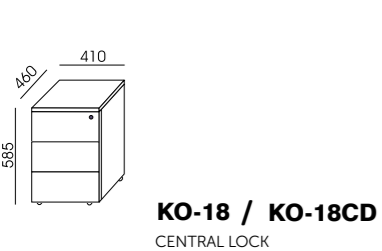


METAL DRAWERS

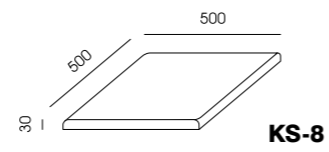
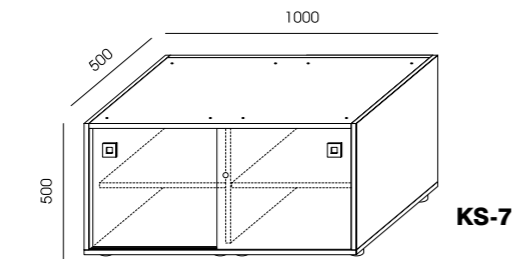
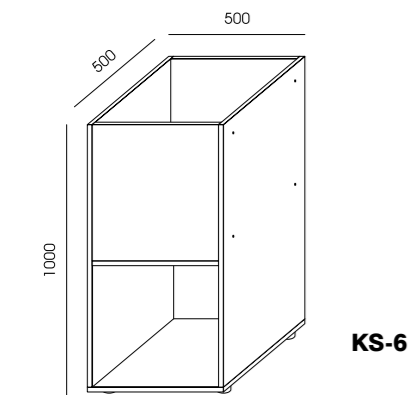
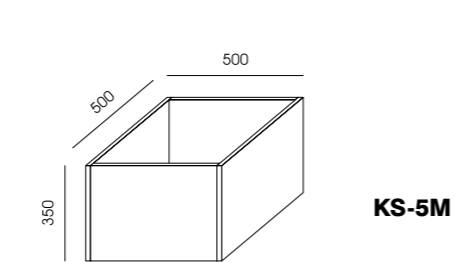
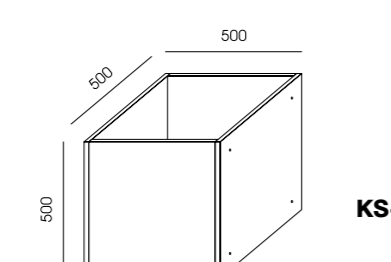
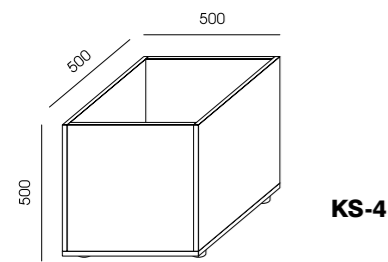
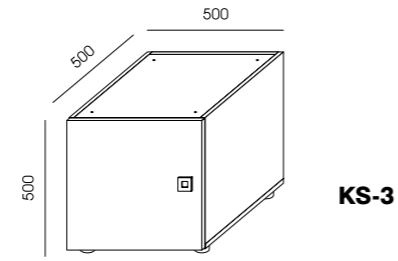
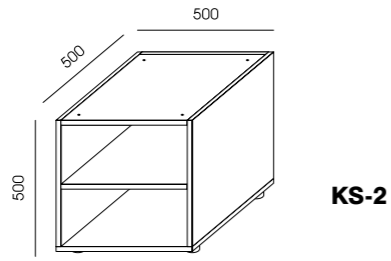
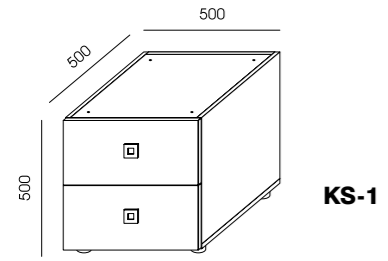
HÄFELE METAL DRAWERS CENTRAL LOCK ALLOWING OPENING ONLY ONE DRAWER AT TIME PEDESTALS ARE EQUIPPED WITH PENTRAY DRAWER DRAWERS WITH SOFT-CLOSING SYSTEM



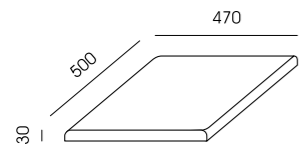
HANDLELESS PEDESTALS



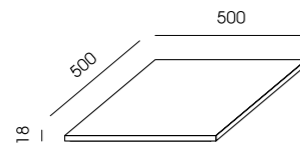
MELAMINATED PANEL 18 MM THICK
 UPHOLSTERED CUSHIONS WITH FABRICS FROM 1ST FLOKK GROUP, OTHER GROUPS AVAILABLE UPON
 INDIVIDUAL QUOTATION
 RECESSED METAL HANDLE, SILVER RAL 9006
 POSSIBILITY OF FREE JOINING OF KS CUBICLES
 ASSEMBLY OF COMPONENT BY INTERNAL FURNITURE JOINTS



HORIZONTAL CUSHION

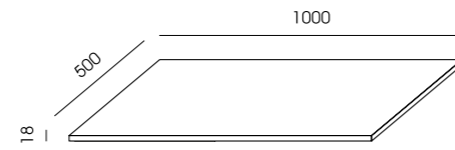


CUSHION/SEATBACK



KS-10

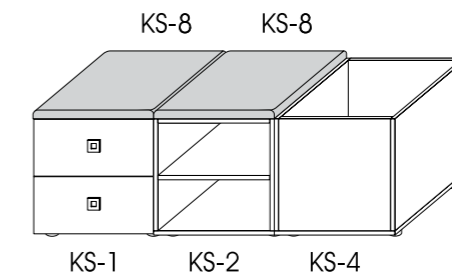
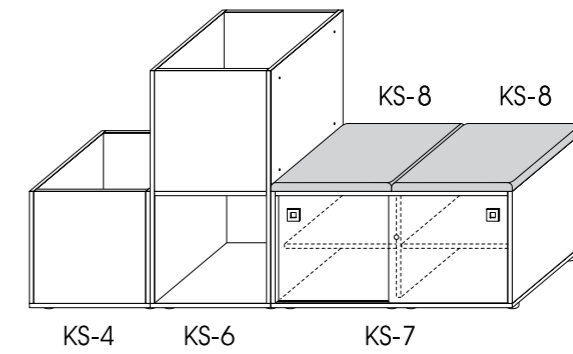
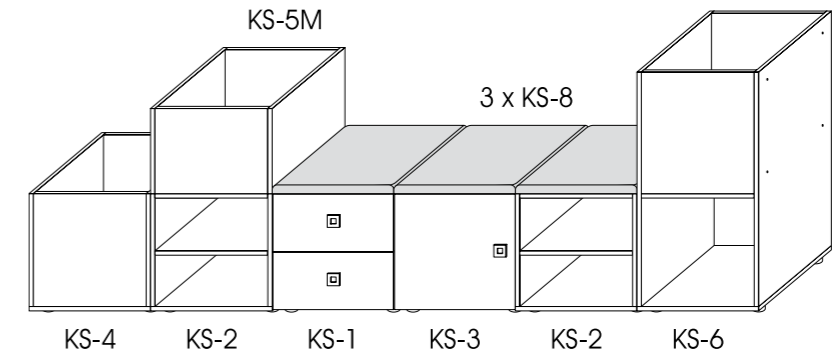
CABINET TOP



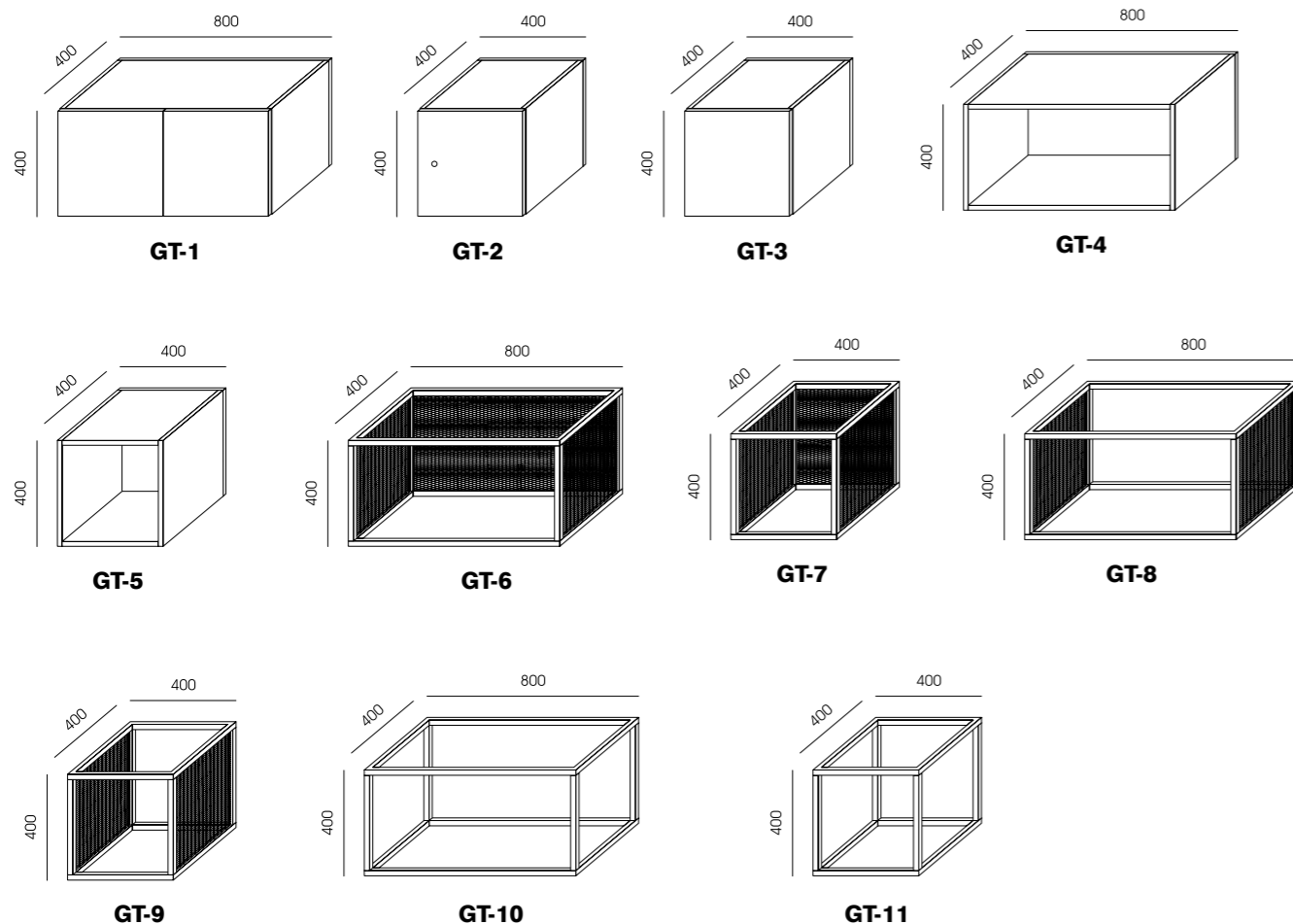
KS-11

CABINET TOP

EXEMPLARY SETS



MELAMINATED PANEL 18 MM THICK
 CUT-DRAWN METAL MESH WITH 54% CLEARANCE, PAINTED TO RAL COLOURS FROM WUTEH COLOUR SAMPLER
 METAL PROFILE 20X20 MM
 MAXIMUM VERTICAL SETTING 4 LEVELS
 ASSEMBLY OF COMPONENTS USING WOOD SCREWS, EACH LEVEL SHOULD BE FINISHED WITH TOP PANEL
 EACH LEVEL REQUIRES EDGE MODULES
 40 CM WIDE COMPONENTS MAY BE ARRANGED VERTICALLY IN MAX. 3 LEVELS. 80 CM WIDE COMPONENTS MAY BE ARRANGED VERTICALLY IN MAX. 4 LEVELS. COMPONENTS FORMING RACK LONGER THAN 2 M - 5 LEVELS ALLOWED



GT-18 LEGS SET - 4 PIECES - DEDICATED FOR TOP PANELS GT-12 AND GT-13

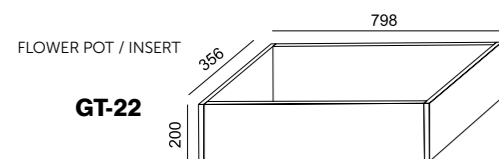
GT-19 LEGS SET - 6 PIECES - DEDICATED FOR TOP PANELS GT-14 AND GT-15

GT-20 LEGS SET - 8 PIECES - DEDICATED FOR TOP PANELS GT-16 AND GT-17



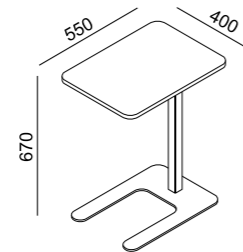
GT-21

DESIGNED FOR GT-11



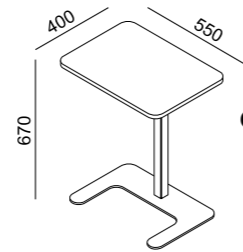
GT-22

DESIGNED FOR GT-10

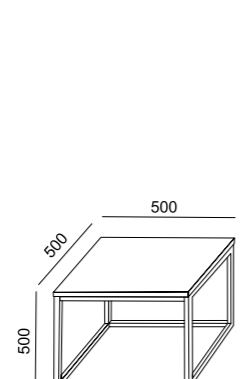


GT-32

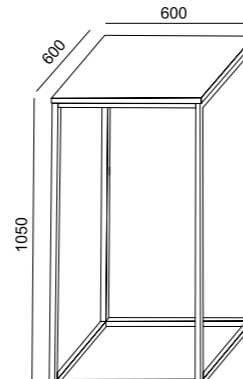
SMALL TABLES



GT-33

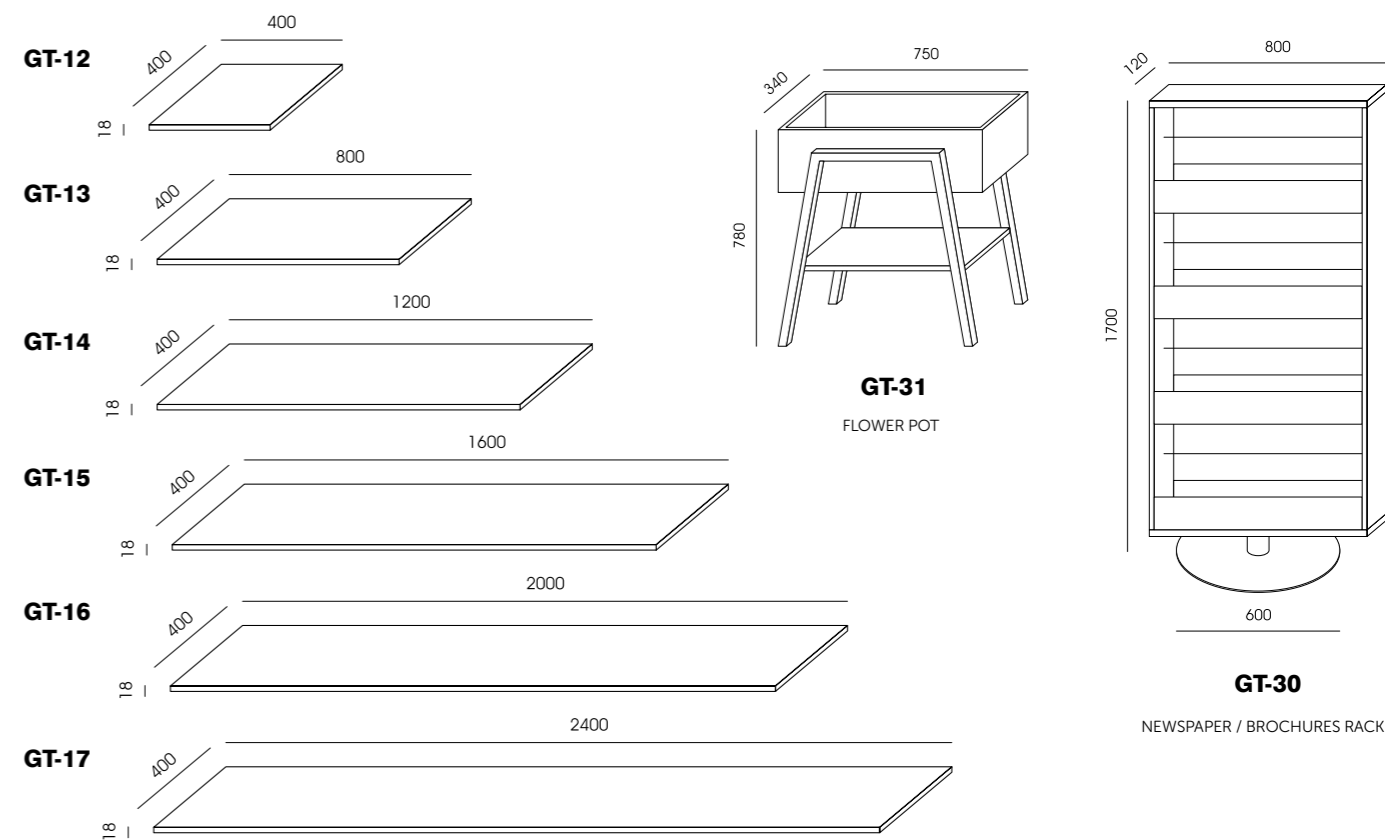


GT-34

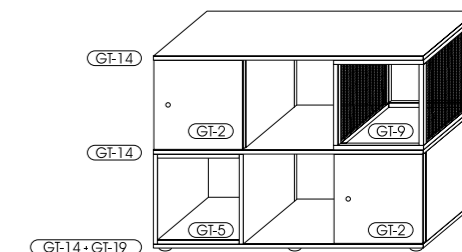
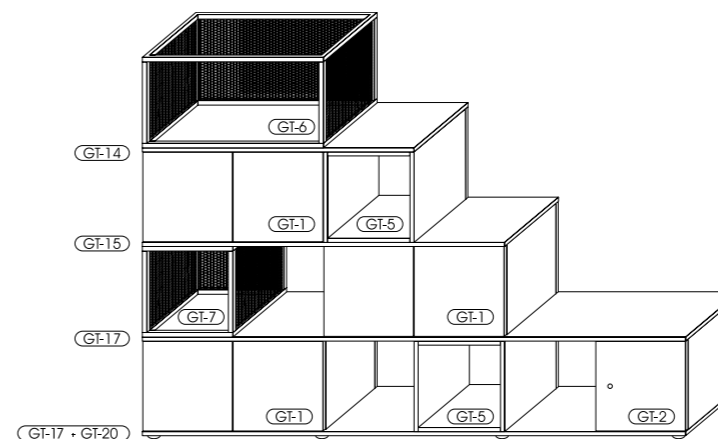
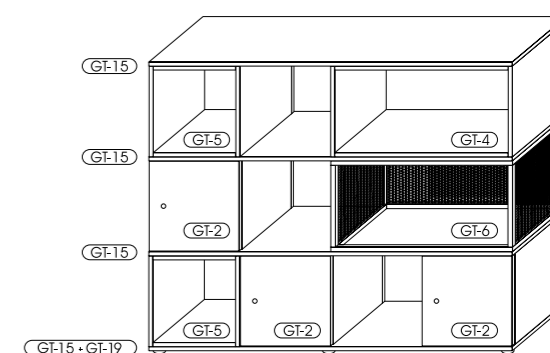
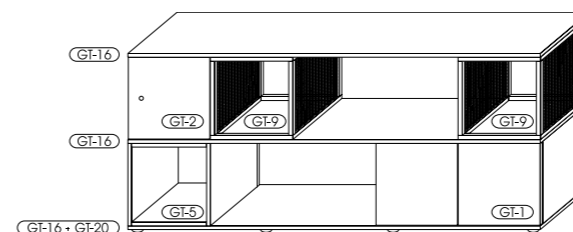


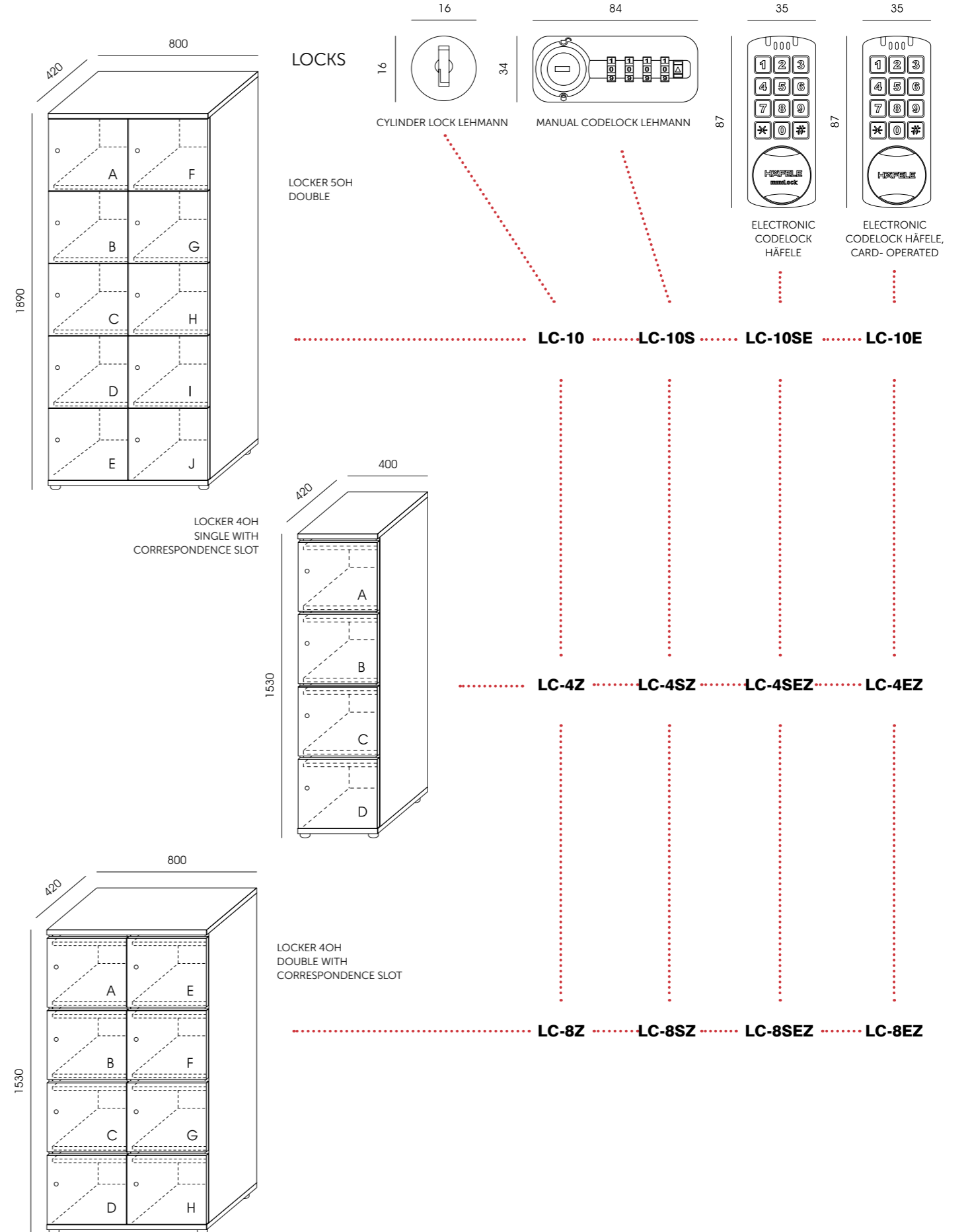
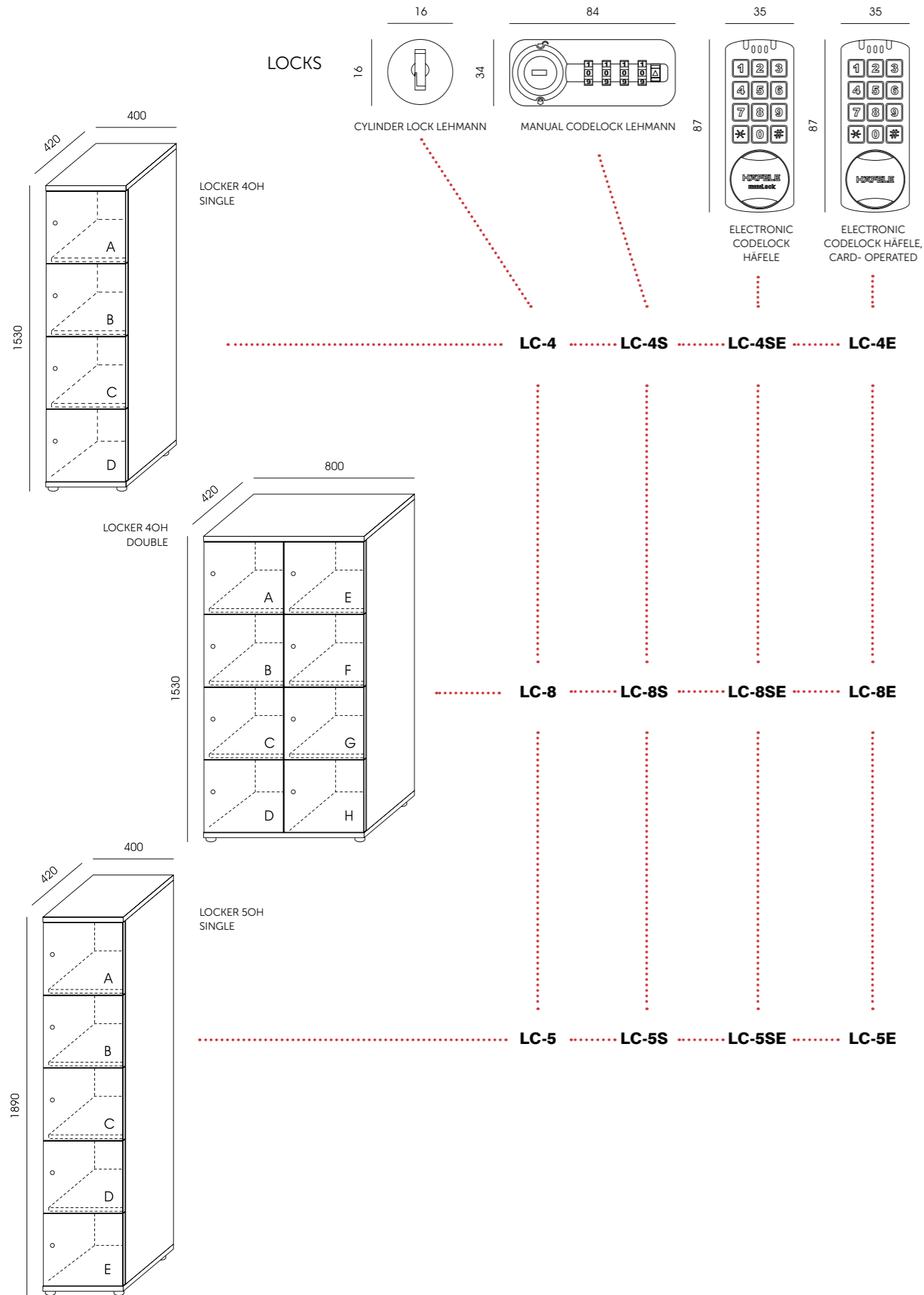
GT-35

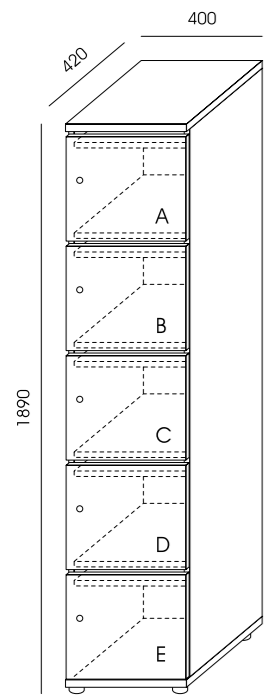
BOTTOM AND UPPER TOP PANELS



EXEMPLARY SETS

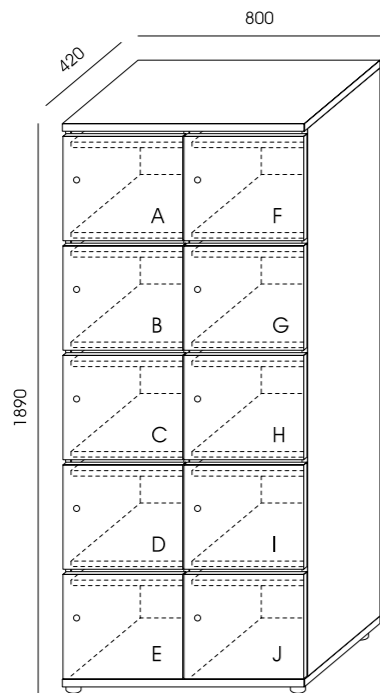




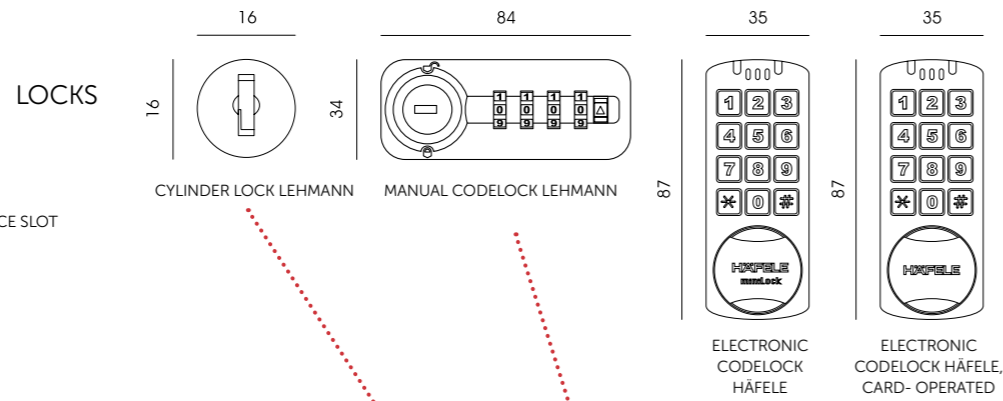
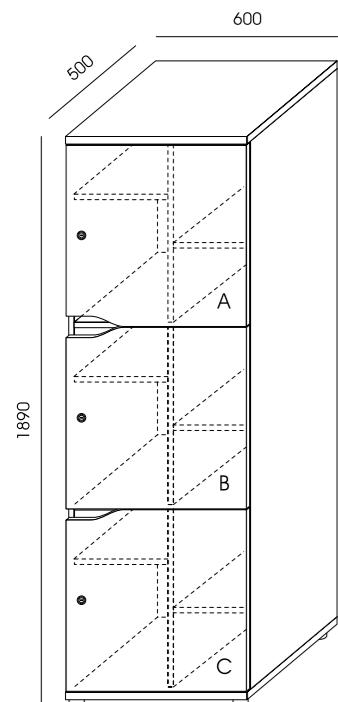


LOCKER 50H
SINGLE WITH
CORRESPONDENCE SLOT

LOCKER 50H
DOUBLE WITH
CORRESPONDENCE SLOT



LOCKER 3 COMPARTMENTS

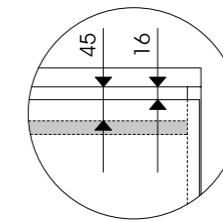


LC-5Z LC-5SZ LC-5SEZ LC-5EZ

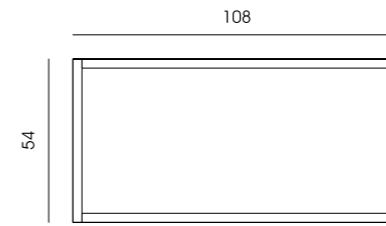
LC-10Z LC-10SZ LC-10SEZ LC-10EZ

LLC-3 LLC-3S LLC-3SE LLC-3E

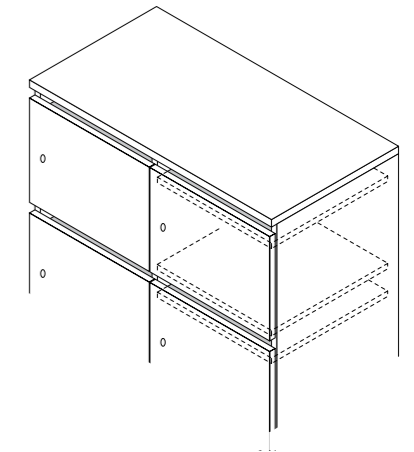
LBM - SOFT-CLOSING SYSTEM
LCW - PLASTIC BUSINESS CARD HOLDER, SELF-ADHESIVE (SKETCH)
LBK - MASTER KEY FOR MANUAL CODELOCK



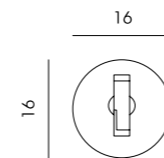
CORRESPONDENCE SLOT VIEW



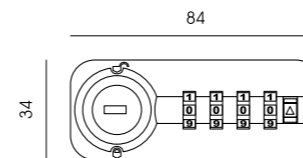
LCW - SELF-ADHESIVE BUSINESS CARD
HOLDER



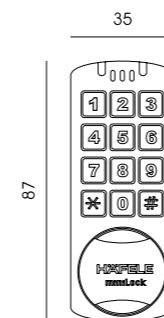
TOP AND BOTTOM PANEL 25 MM THICK
EDGING BACK PANEL 18 MM THICK
HINGES BLUM 100°, OPTIONAL BLUMOTION SOFT-CLOSING SYSTEM - LBM LOCK ACC. TO CONFIGURATION
FOR LOCKERS WITH CORRESPONDENCE SLOT - ADDITIONAL SHELF, 18 MM THICK, ANCHORED ON TITUS SUPPORTS, NOT ADJUSTABLE
FOR LOCKERS WITH 3 COMPARTMENTS LLC - SEPARATED SPACES - CENTRAL PARTITION AND TWO ADJUSTABLE SHELVES IN EACH COMPARTMENT LEVEL ADJUSTMENT
DOORS MARKING WITH LETTERS - IMPORTANT FOR COLOUR SELECTION
MADE OF MELAMINATED PANEL. FRONTS CAN BE MADE OF ACRYLUX PANEL - EXTRA PAID OPTION
CABINETS DELIVERED ASSEMBLED, LOCKS TO BE FITTED



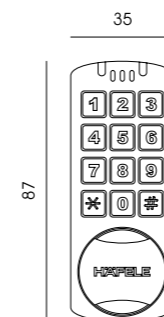
CYLINDER LOCK LEHMANN (USED IN LC: 4, 5, 8, 10, 4Z, 5Z, 8Z, 10Z AND LLC-3)
LOCK MADE OF DURABLE MATERIALS, WITH QUICK CYLINDER REPLACEMENT AND USE OF MASTER KEY. DELIVERED TO THE CUSTOMER IN A SET WITH FOLDING KEY AND SPARE KEY



LEHMANN DIAL LOCK, MANUAL COMBINATION LOCK (USED IN LC: 4S, 5S, 8S, 10S, 4SZ, 5SZ, 8SZ, 10SZ AND LLC-3S)
LOCK WITH DURABLE MECHANISM, 100% METAL. HOUSING MADE OF BLACK PLASTIC
LOCK OPENED WITH 4-DIGIT CODE OR MASTER KEY, LOCK CAN BE DECODED WITH RELEASE PIN

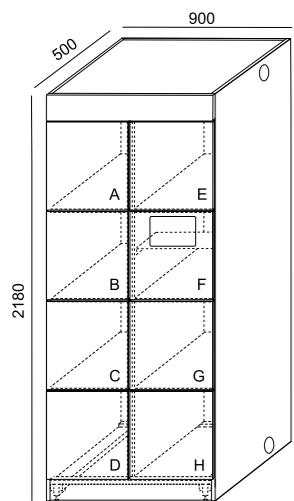


ELECTRONIC HÄFELE MINILOCK (USED IN LC: 4SE, 5SE, 8SE, 10SE, 4SEZ, 5SEZ, 8SEZ, 10SEZ AND LLC-3SE)
LOCK OPEN WITH 4-DIGIT USER CODE OR 6-DIGIT MASTER CODE
THE USER CODE CAN BE CHANGED WITH MASTER CODE. THE BATTERY LASTS FOR 10 YEARS OF LOCK OPERATION
LOCK IS EQUIPPED WITH TWO LEDS AND ACOUSTIC SIGNAL INFORMING USER ON LOCK'S FUNCTION AND LOW BATTERY LEVEL
HANDWHEEL CAN BE USED AS A HANDLE
LOCK CAN OPERATE IN SINGLE-PERSON MODE (ONE PASSWORD FOR LOCK) AND IN MULTI-PERSON MODE (10 PASSWORDS FOR ONE LOCK)



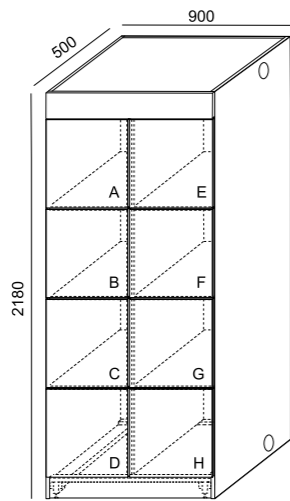
ELECTRONIC CODELOCK HÄFELE, CARD-OPERATED (USED IN LC: 4SE, 5SE, 8SE, 10SE, 4SEZ, 5SEZ, 8SEZ, 10SEZ AND LLC-3E)
ELECTRONIC LOCK UNLOCKED WITH MAGNETIC CARD
LOCK CAN BE UNLOCKED WITH USER CARD OR MASTER CARD. THE BATTERY LASTS FOR 10 YEARS OF LOCK OPERATION
LOCK IS EQUIPPED WITH TWO LEDS AND ACOUSTIC SIGNAL INFORMING USER ON LOCK'S FUNCTION AND LOW BATTERY LEVEL
HANDWHEEL CAN BE USED AS A HANDLE. LOCK IS DELIVERED WITH 1 USER CARD
OPTION OF ORDERING LOCKS WITH CARD WITH MIFARE SYSTEM (13.56 MHz)
OPTION OF ORDERING ELECTRONIC LOCKS WITH MANAGEMENT SYSTEM (VIA APPLICATION)

THE WHOLE UNIT MADE OF MELAMINATED BOARD (COLORS FROM WUTEH SAMPLER)
 TOP FLAP CLOSED WITH A CYLINDER LOCK
 STANDARD VERSION: FRONTS MADE OF MELAMINATED BOARD (COLORS FROM WUTEH SAMPLER)
 PREMIUM VERSION: FRONTS MADE OF ACRYLUX BOARD (COLORS FROM WUTEH SAMPLER)
 FRONTS 18 MM THICK
 BLUM HINGES 100° WITHOUT SILENT CLOSE
 TWO TYPES OF PLINTHS - MELAMINATED (MAGNETIC MOUNTING) OR METAL (COLORS FROM WUTEH SAMPLER)
 OPTIONALLY EQUIPPED WITH QR READER
 UNLIMITED POSSIBILITY OF CONNECTING MODULES IN SERIES
 PRODUCT WARRANTY - 2 YEARS
 PRICES ARE SET INDIVIDUALLY DEPENDING ON THE CUSTOMER'S SPECIFICATION



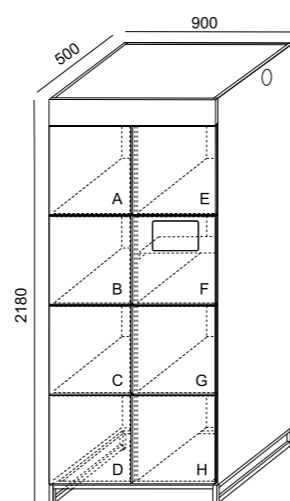
LP-1

BASE MODULE ON MELAMINATED PLINTH



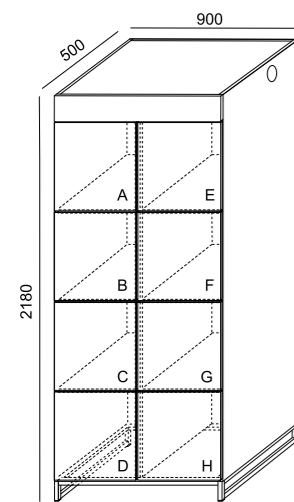
LP-2

EXTENSION MODULE ON MELAMINATED PLINTH



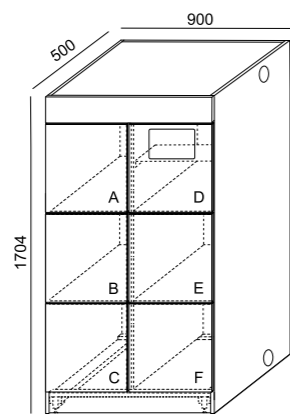
LP-3

BASE MODULE ON METAL PLINTH



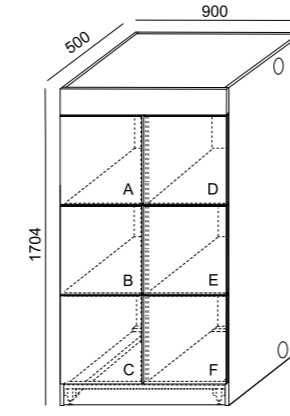
LP-4

EXTENSION MODULE ON METAL PLINTH



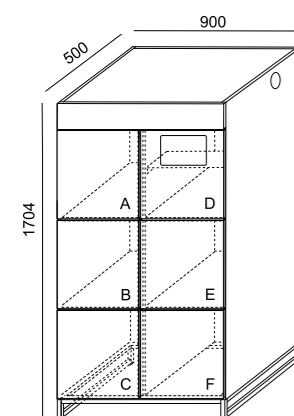
LP-5

BASE MODULE ON MELAMINATED PLINTH



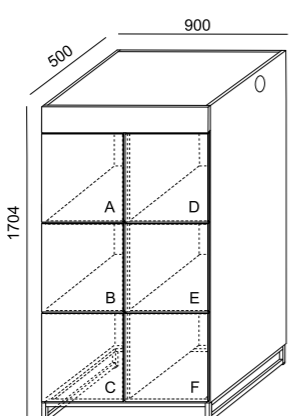
LP-6

EXTENSION MODULE ON MELAMINATED PLINTH



LP-7

BASE MODULE ON METAL PLINTH



LP-8

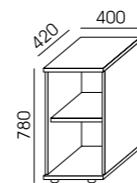
EXTENSION MODULE ON METAL PLINTH

TOP AND BOTTOM PANEL, SHELVES 25 MM THICK
 EDGING 2 MM THICK
 BACK PANEL 18 MM THICK
 HINGES BLUM 110° - SOFT-CLOSING SYSTEM
 BASQUIL LOCK

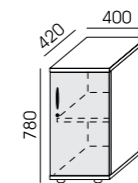
FROSTED GLASS IN ALUMINUM FRAME
 SHELVES ANCHORED ON TITUS SUPPORTS 25 MM
 EDGING 2 MM THICK
 LEVEL ADJUSTMENT

METAL HANDLES POWDER COATED TO RAL
 COLOURS FROM THE COLOUR SAMPLER
 C HANDLE OR UU HANDLE AVAILABLE.

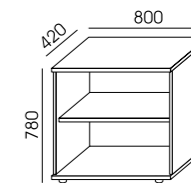
HEIGHT 20H



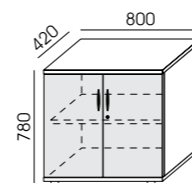
RSP-1



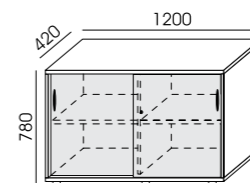
RSP-2 / RSP-2D



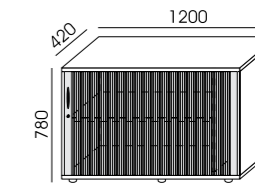
RSP-3



RSP-4 / RSP-4D

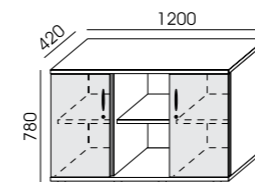


RSP-6 / RSP-6D



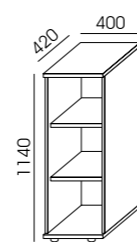
RSP-7 / RSP-7D

METAL SHELVES

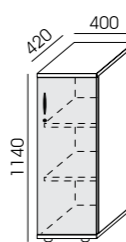


RSP-8 / RSP-8D

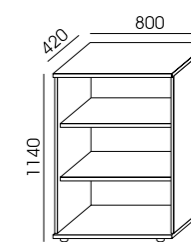
HEIGHT 30H



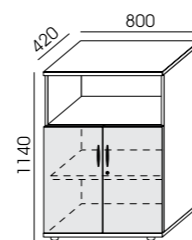
RMP-1



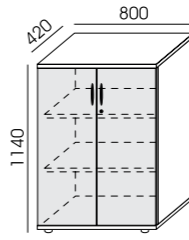
RMP-2 / RMP-2D



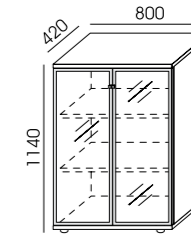
RMP-3



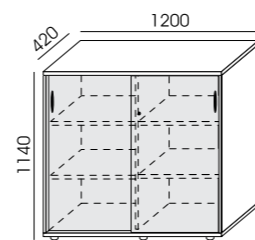
RMP-4 / RMP-4D



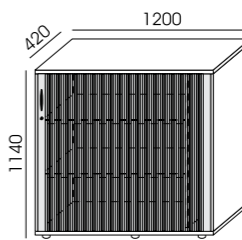
RMP-5 / RMP-5D



RMP-6

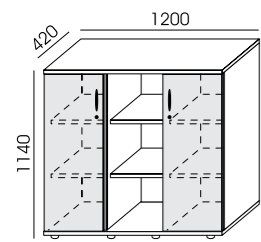


RMP-8 / RMP-8D

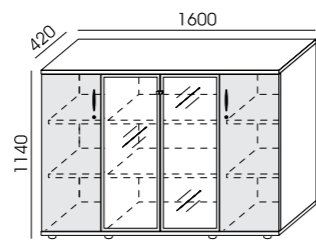


RMP-9 / RMP-9D

METAL SHELVES

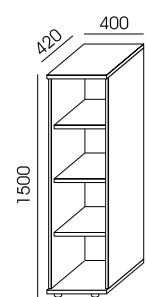


RMP-10 / RMP-10D

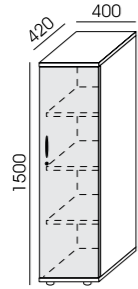


RMP-11 / RMP-11D

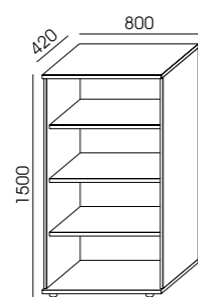
HEIGHT 40H



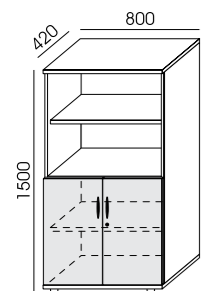
RLP-1



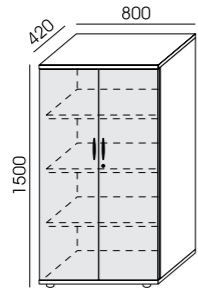
RLP-2 / RLP-2D



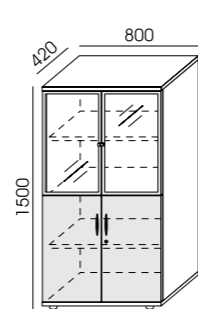
RLP-3



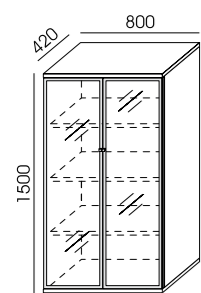
RLP-4 / RLP-4D



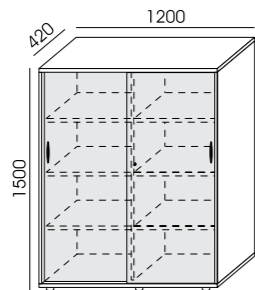
RLP-5 / RLP-5D



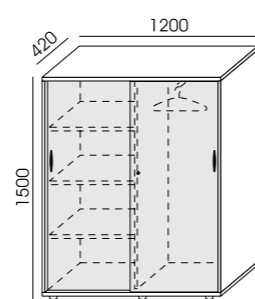
RLP-6 / RLP-6D



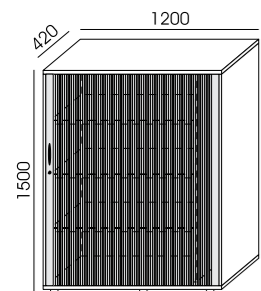
RLP-7



RLP-8 / RLP-8D



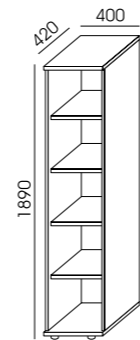
RLP-9 / RLP-9D



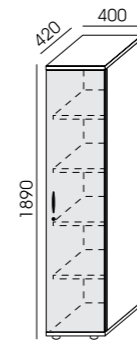
RLP-10 / RLP-10D

METAL SHELVES

HEIGHT 50H

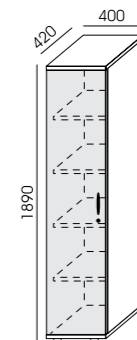


RXP-1



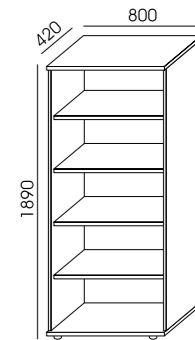
RXP-2P

RXP-2PD

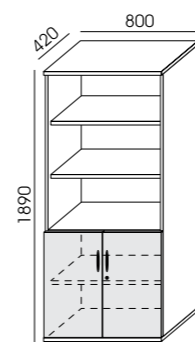


RXP-2L

RXP-2LD

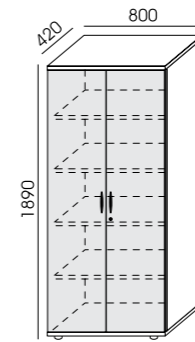


RXP-3



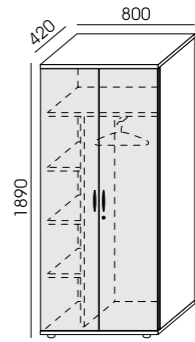
RXP-4

RXP-4D



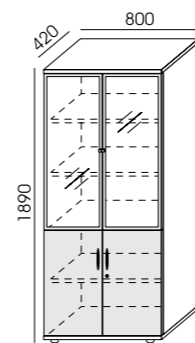
RXP-5

RXP-5D



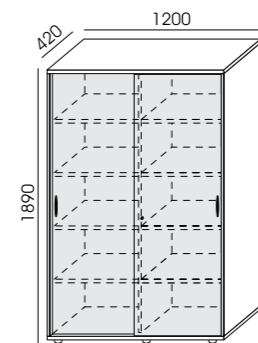
RXP-6

RXP-6D



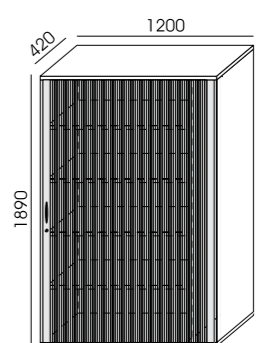
RXP-7

RXP-7D



RXP-8

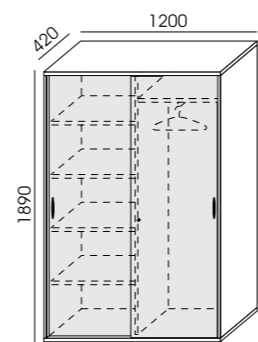
RXP-8D



RXP-9

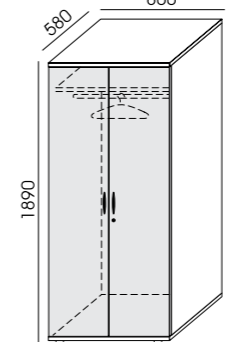
RXP-9D

METAL SHELVES



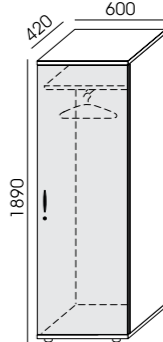
RXP-10

RXP-10D



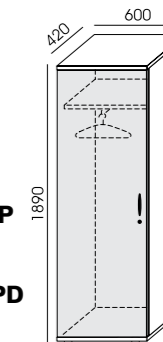
RXP-11

RXP-11D



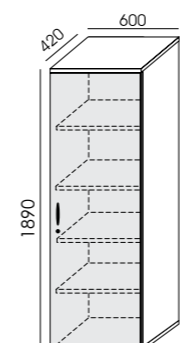
RXP-12P

RXP-12PD



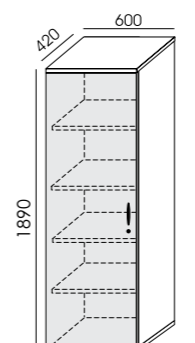
RXP-12L

RXP-12LD



RXP-13P

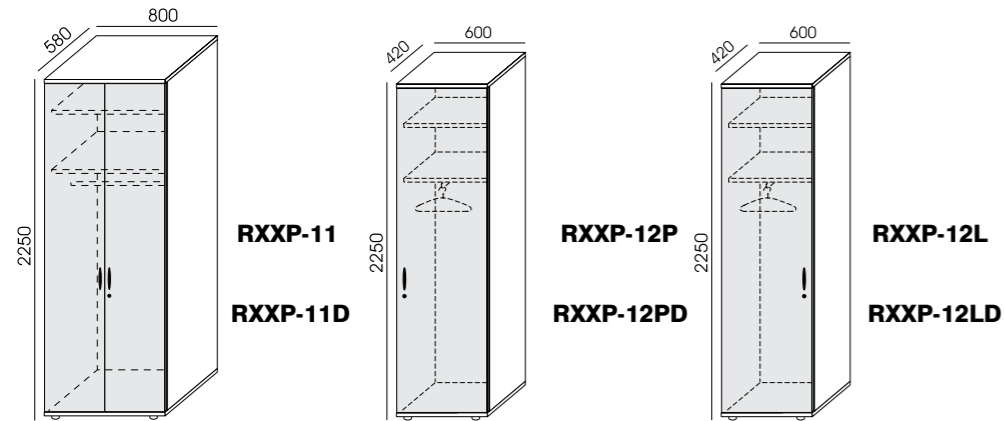
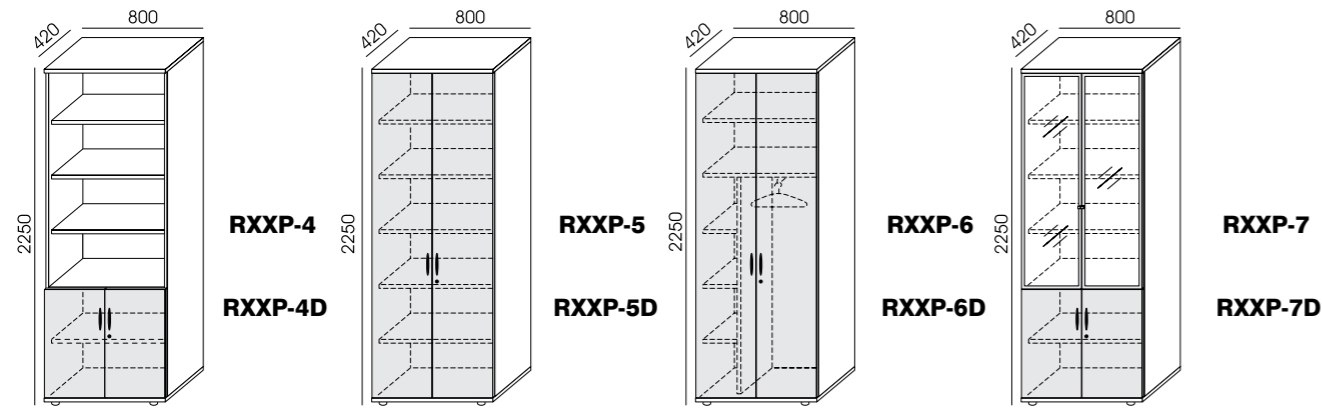
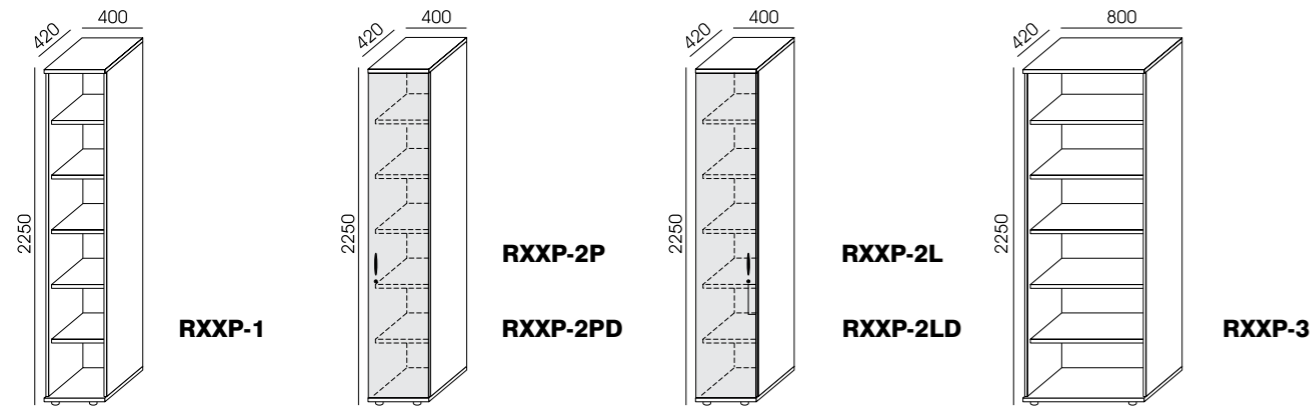
RXP-13PD



RXP-13L

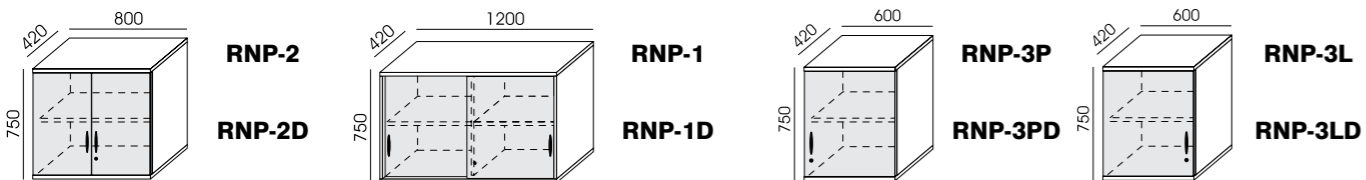
RXP-13LD

HEIGHT 60H

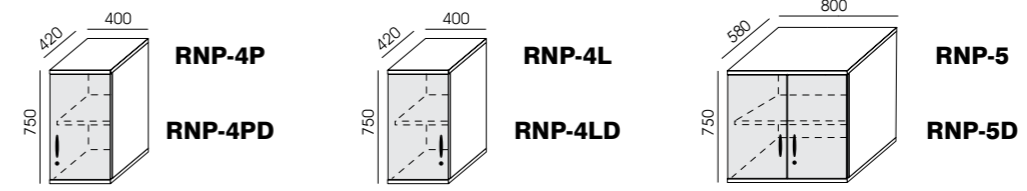


RISERS - PROFI PREMIUM

FOR MAXIMUM 50H



METAL HANDLES POWDER COATED TO RAL COLOURS FROM THE COLOUR SAMPLER, C HANDLE OR UU HANDLE AVAILABLE

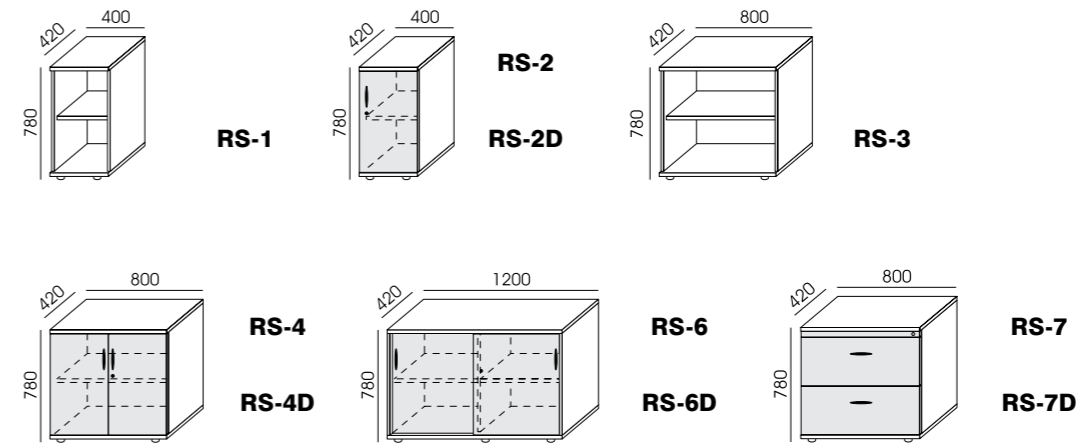


CABINETS - PROFI D - WOODEN HANDLES

TOP AND BOTTOM PANEL, SHELVES 25 MM THICK
EDGING 2 MM THICK
BACK PANEL 3.2 MM THICK HDF
HINGES BLUM 100° SINGLE-POINT LOCK
FROSTED GLASS WITHOUT FRAME

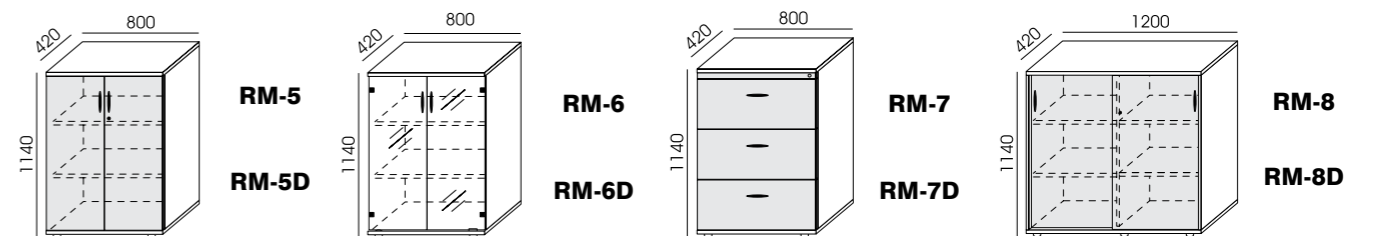
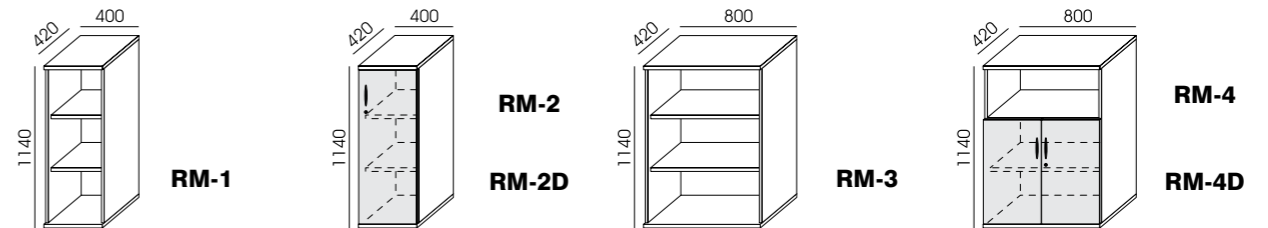
SHELVES ANCHORED ON TITUS SUPPORTS 25 MM THICK
EDGING 2 MM THICK
LEVEL ADJUSTMENT
C HANDLE OR UU HANDLE AVAILABLE

HEIGHT 20H



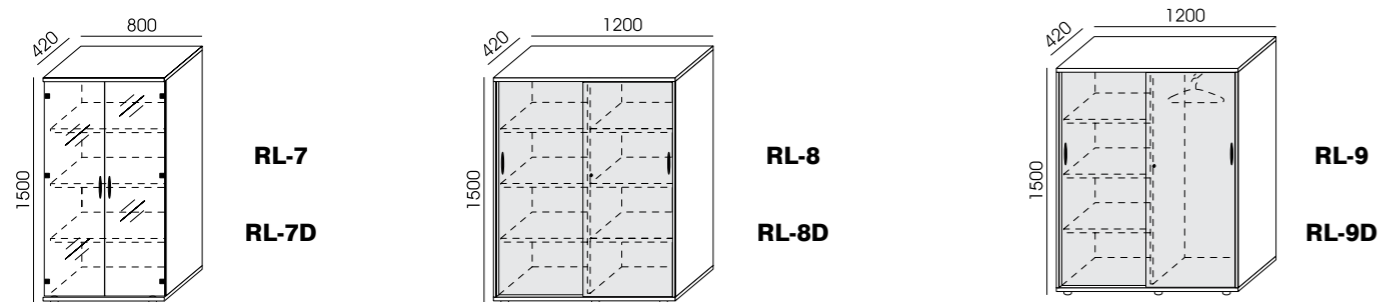
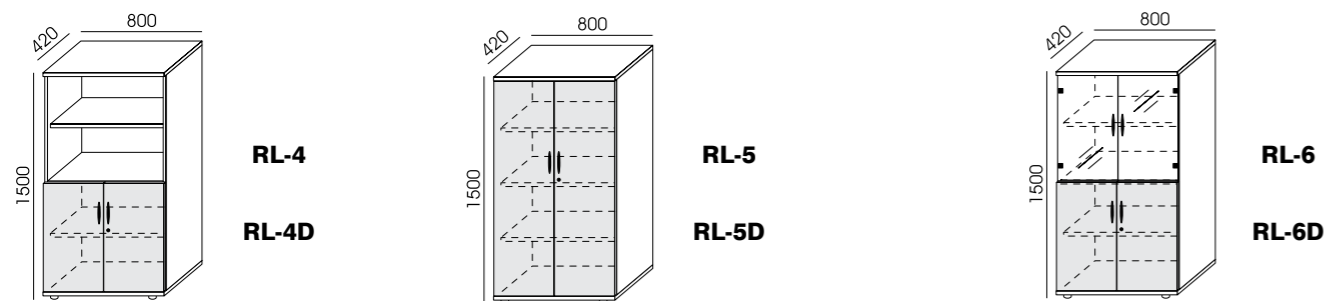
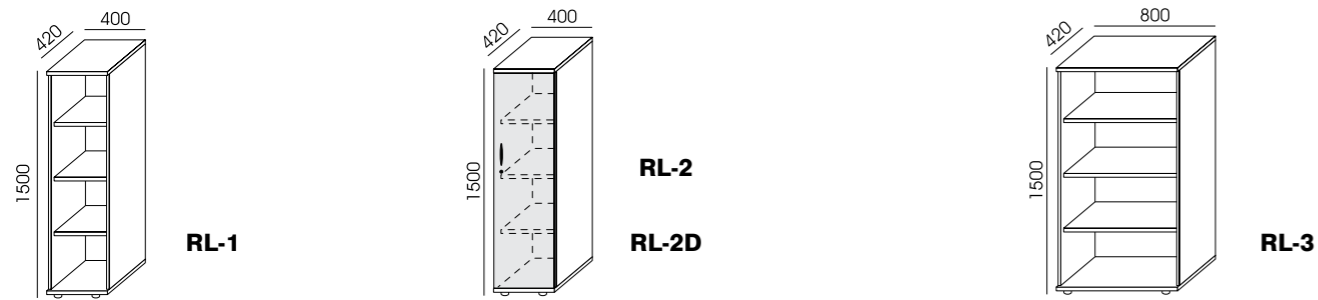
MELAMINATED DRAWERS WITH
OPTION TO HANG THE FOLDERS
CENTRAL LOCK
BACK 25 MM

HEIGHT 30H

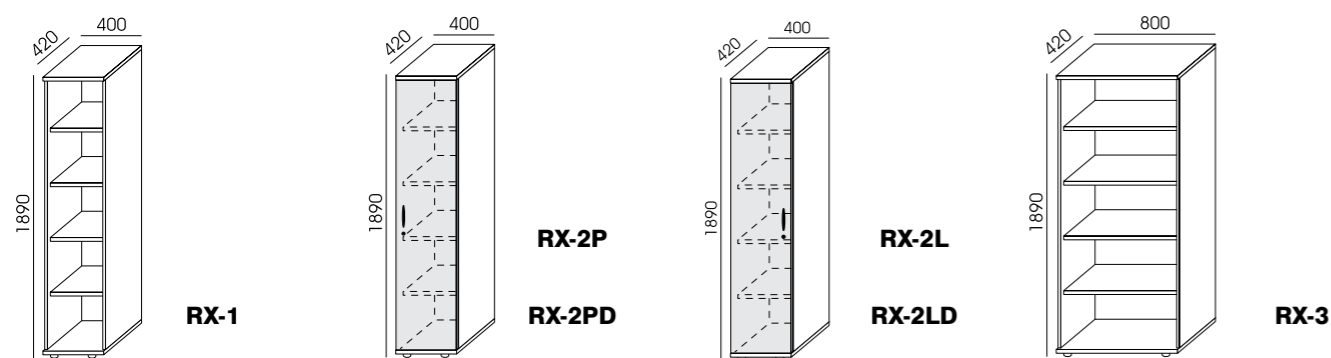


MELAMINATED DRAWERS WITH
OPTION TO HANG THE FOLDERS
CENTRAL LOCK
BACK 25 MM

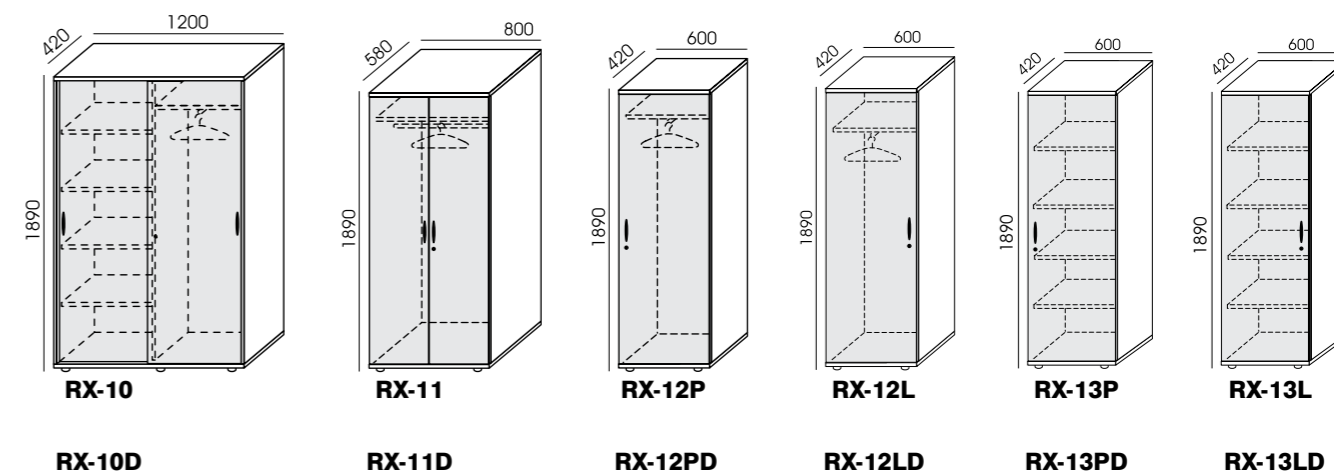
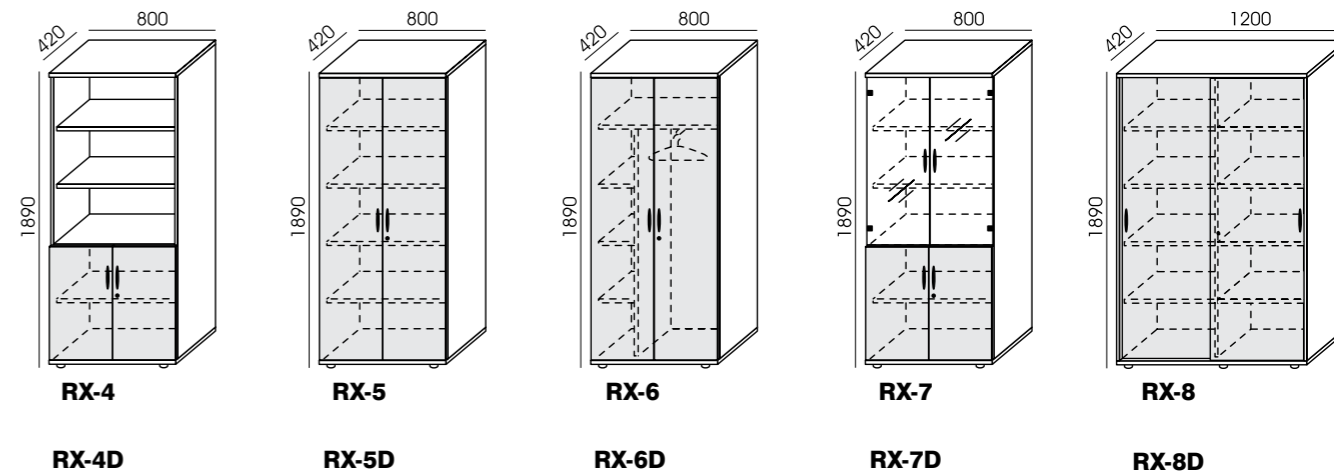
HEIGHT 40H



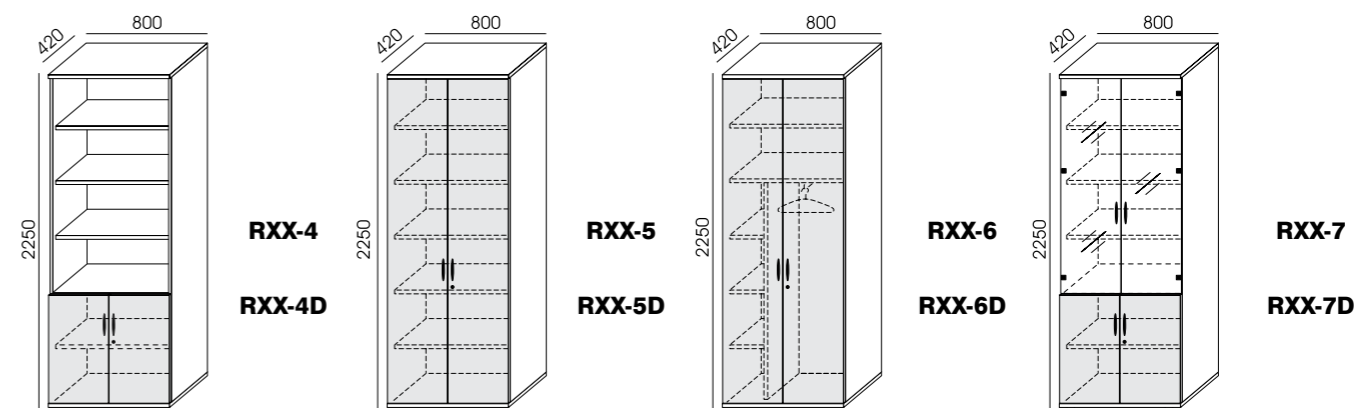
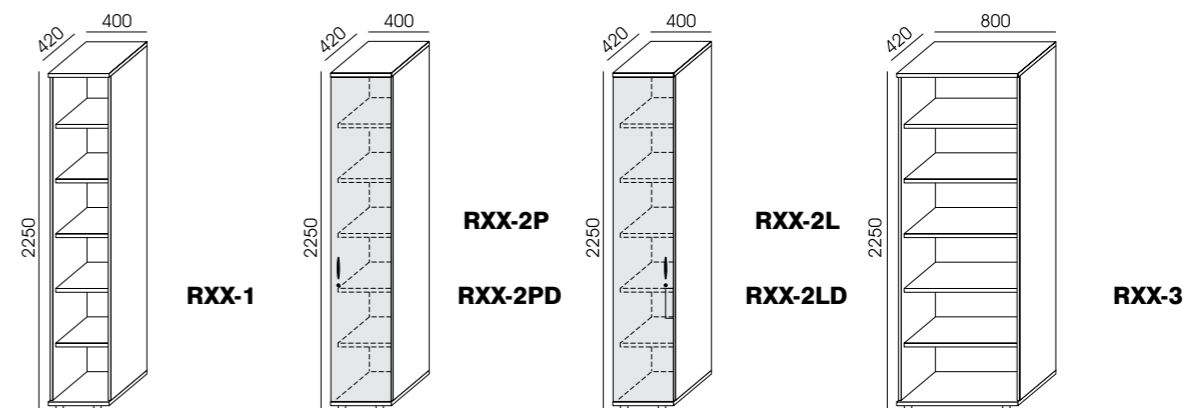
HEIGHT 50H

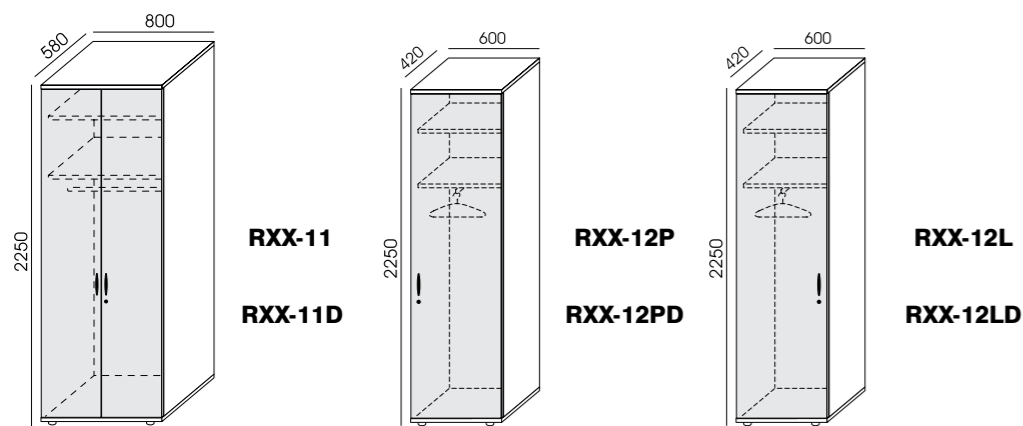


HEIGHT 50H



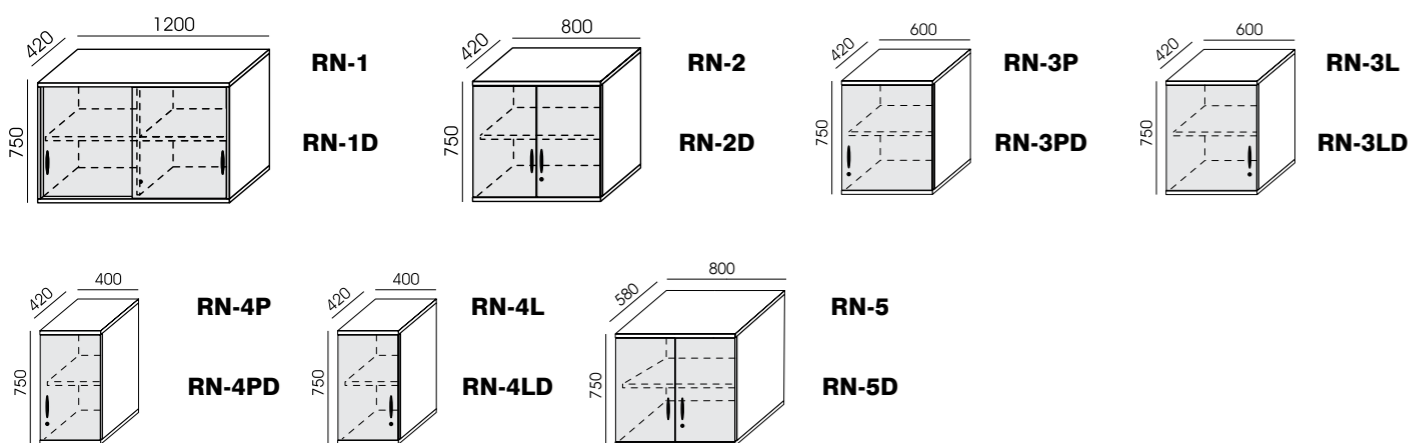
HEIGHT 60H



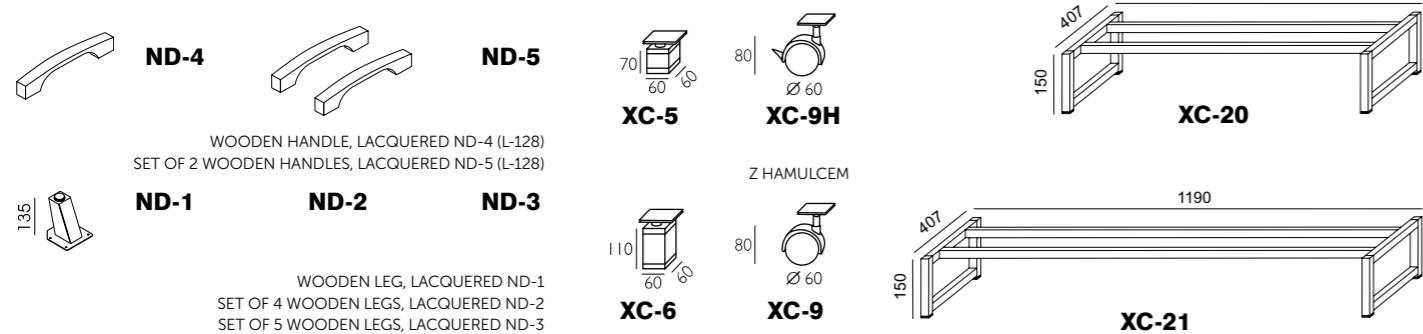


PROFI RISERS

FOR MAXIMUM 50H

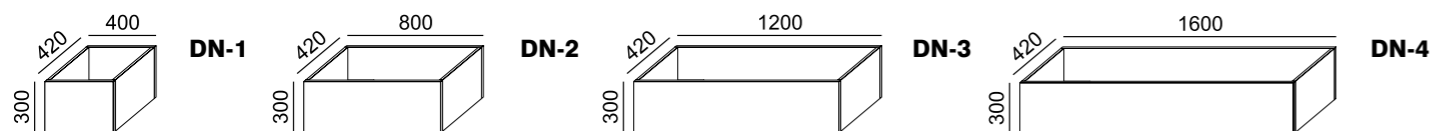


LEGS, PLINTHS AND CASTORS FOR CABINETS - ADDITIONAL OPTION



METAL PLINTHS XC-20, XC-21 FOR PROFI PREMIUM AND PROFI CABINET SYSTEMS
POWDER COATED RAL COLORS (COLORS FROM WUTEH SAMPLER)

FLOWER POTS FOR PROFI PREMIUM AND PROFI CABINETS



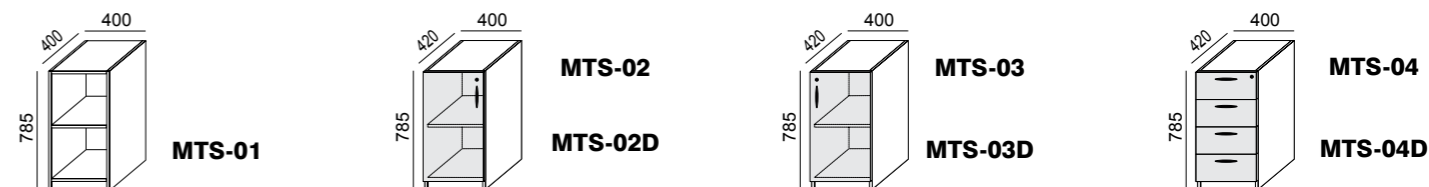
TO BE PLACED ON TOP OF PROFI PREMIUM AND PROFI CABINETS. WHOLE UNITS MADE OF 18 MM THICK PANEL.
NO WATER RESISTANT INSERT INCLUDED

METAL HANDLES POWDER COATED TO RAL COLOURS FROM THE COLOUR SAMPLER, C HANDLE OR UU HANDLE AVAILABLE

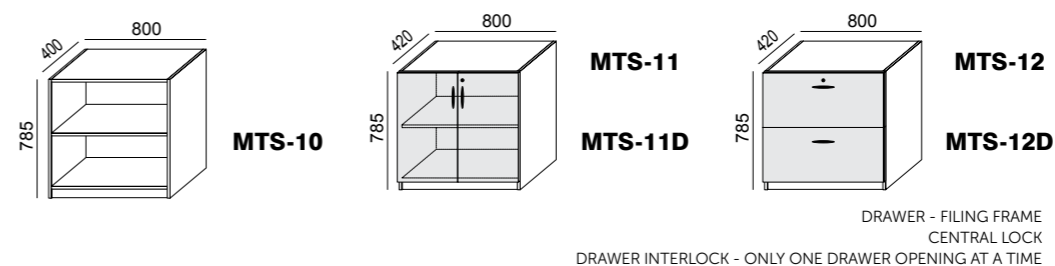
SYSTEM WITH CABINETS JOINED WITH COMMON TOP PANEL MTW
CABINETS ON MELAMINATED PLINTH 60 MM HIGH
ALL COMPONENTS MADE OF 18 MM THICK PANEL, FINISHED WITH EDGING 2 MM THICK
BACK PANEL 18 MM THICK
HINGES BLUM 100° WITHOUT SOFT-CLOSING SYSTEM
SINGLE-POINT LOCKS IN HINGED DOORS AND SINGLE METAL DRAWERS

CENTRAL LOCKS IN PEDESTALS
TRANSPARENT GLASS, WITHOUT FRAME
SHELVES ANCHORED ON TITUS SUPPORTS
LEVEL ADJUSTABLE FROM THE INSIDE
TOP PANELS MTW ARE REQUIRED FOR CABINETS 2 AND 3 OH

HEIGHT 20H

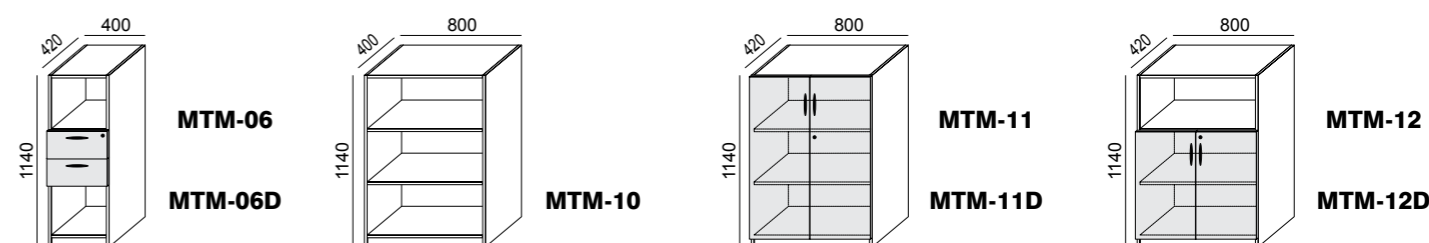
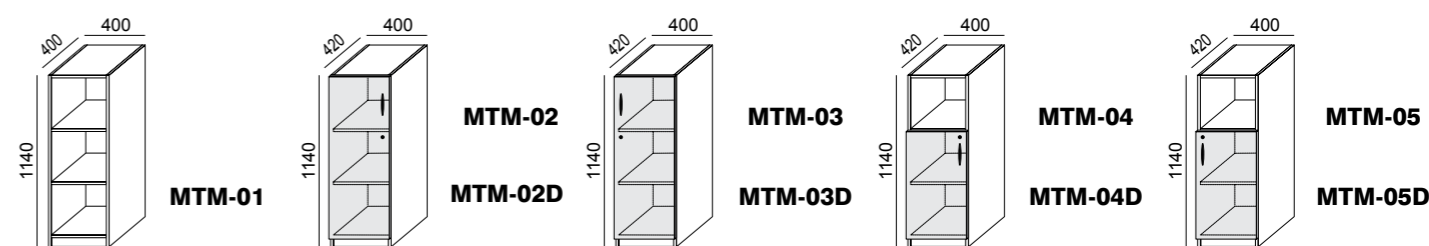


DRAWERS - METAL SIDES
BOTTOM 12 MM THICK
CENTRAL LOCK



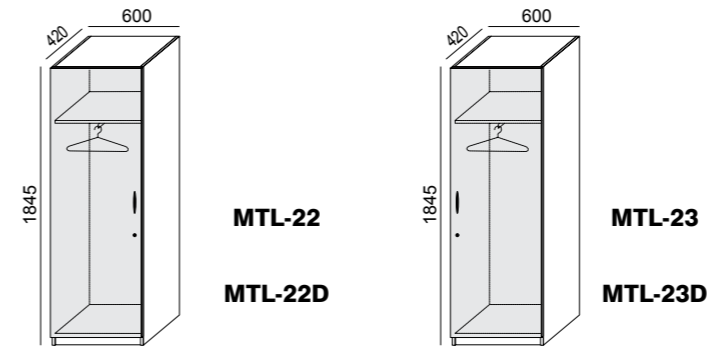
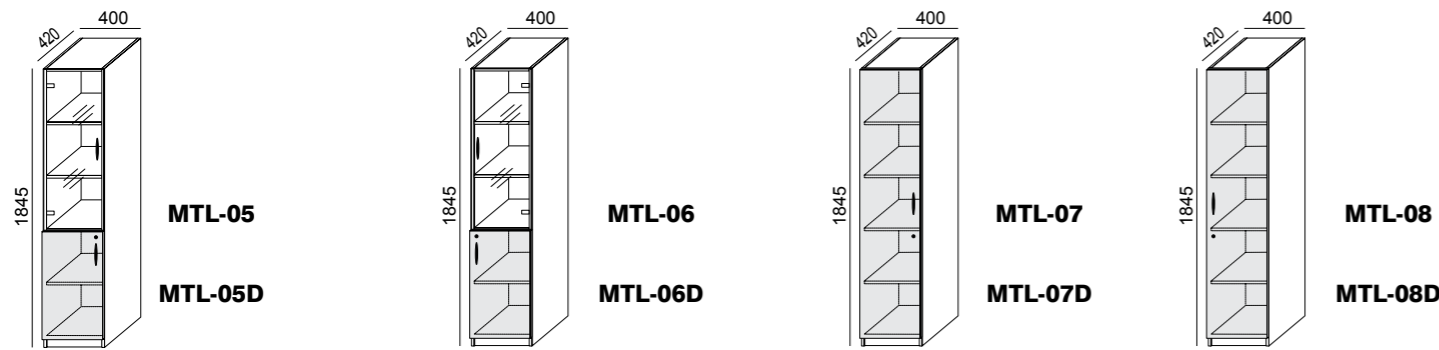
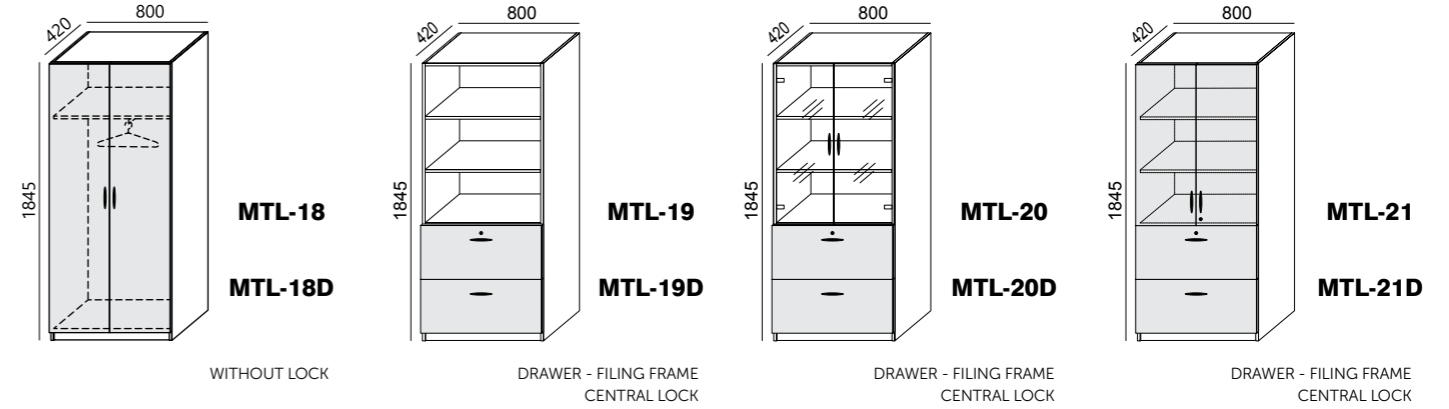
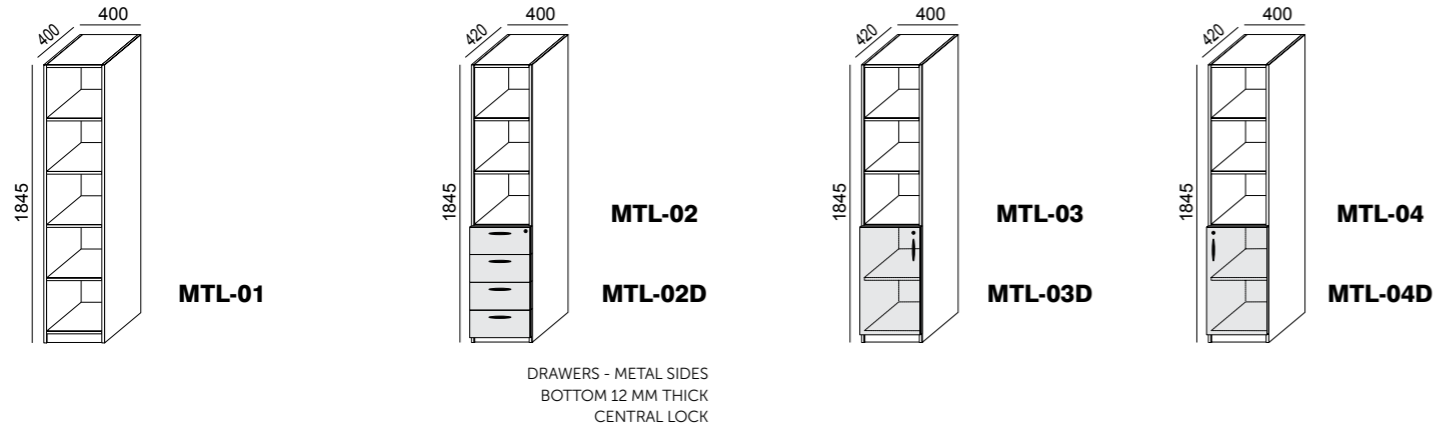
DRAWER - FILING FRAME
CENTRAL LOCK
DRAWER INTERLOCK - ONLY ONE DRAWER OPENING AT A TIME

HEIGHT 30H

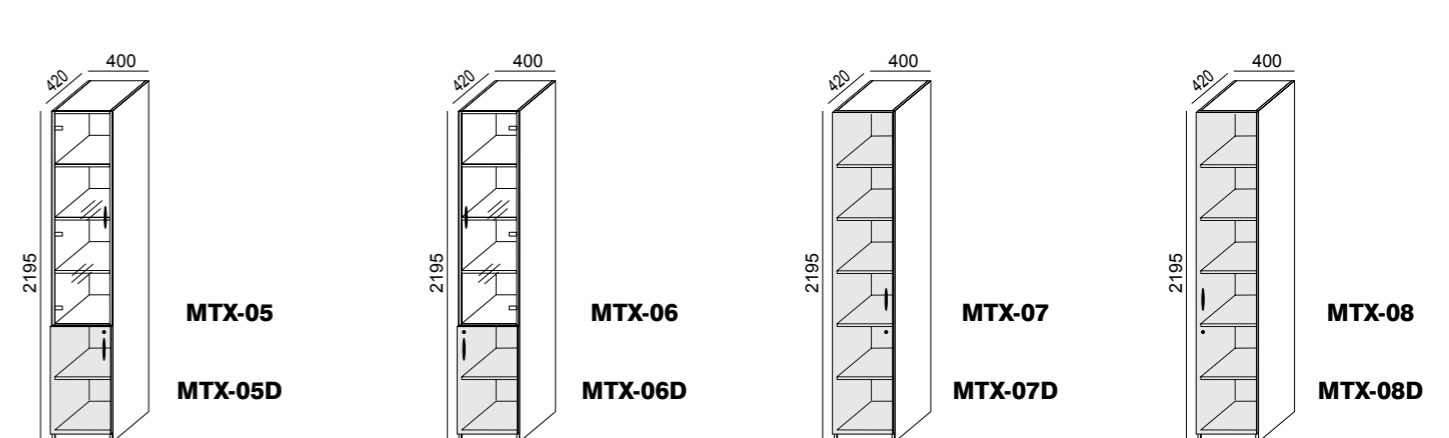
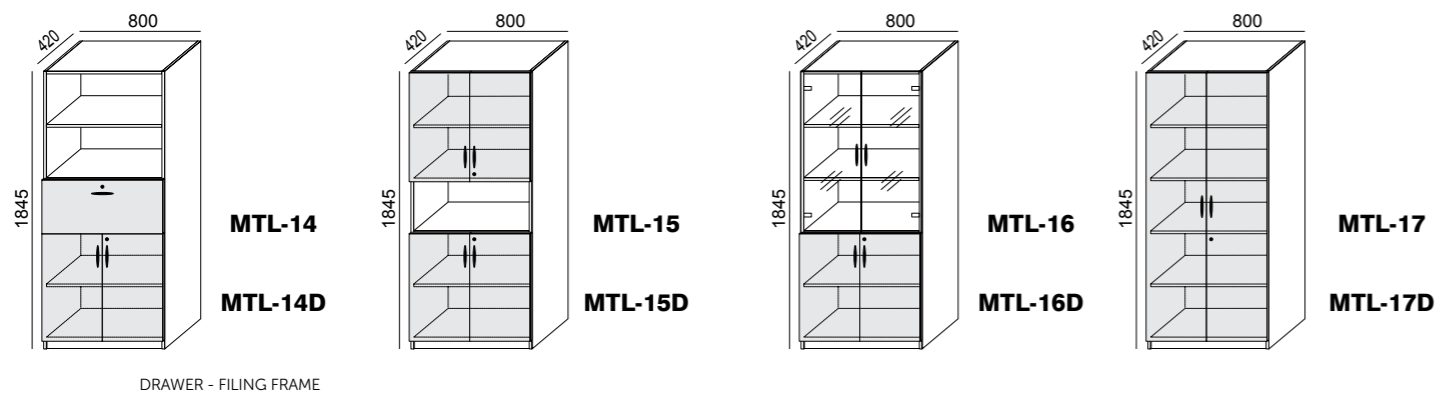
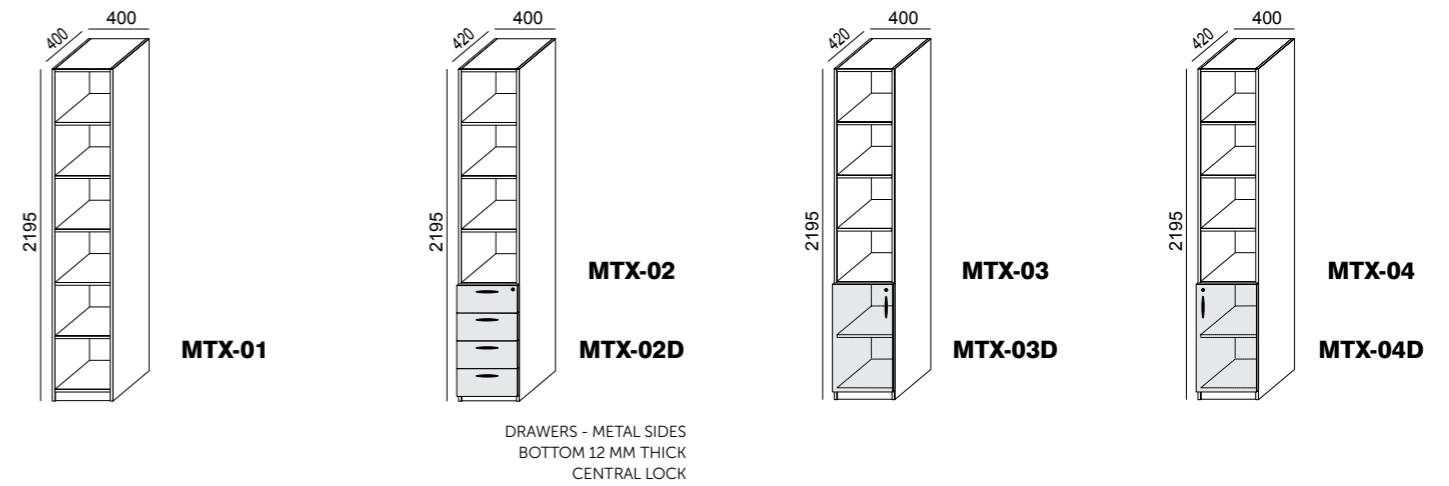
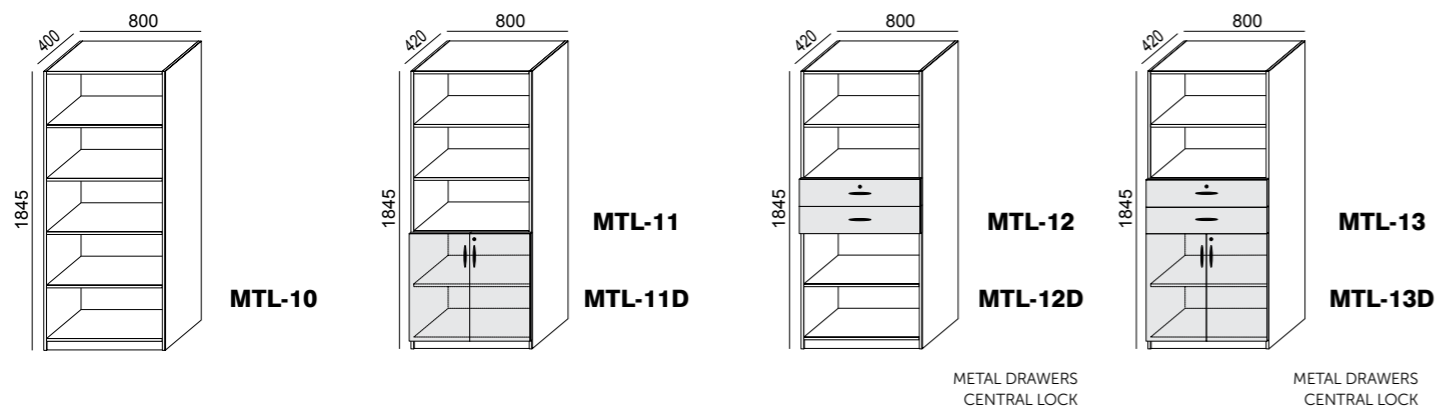


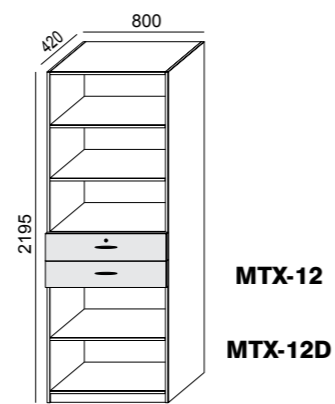
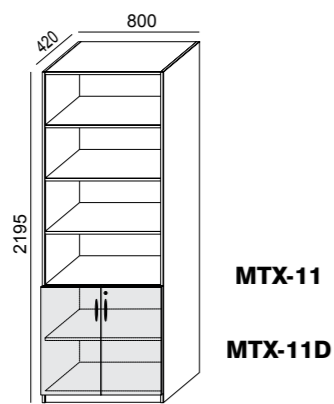
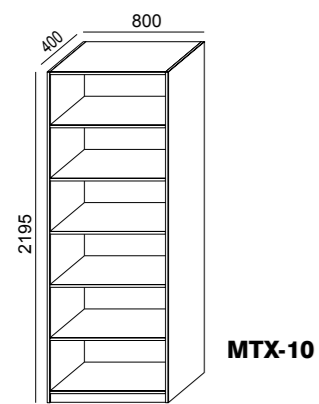
DRAWERS - METAL SIDES
BOTTOM 12 MM THICK
CENTRAL LOCK

HEIGHT 50H

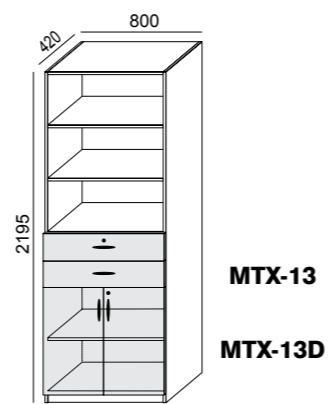


HEIGHT 60H

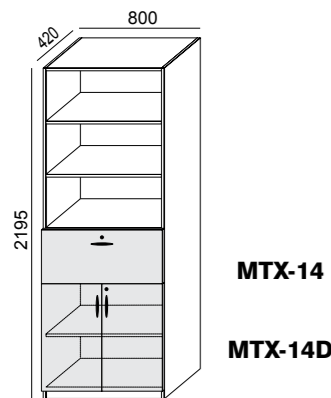




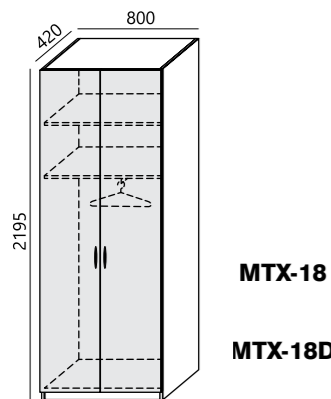
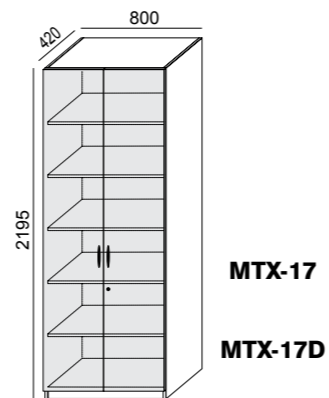
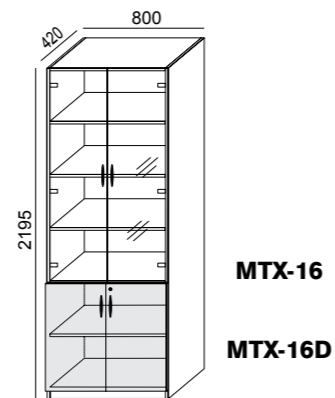
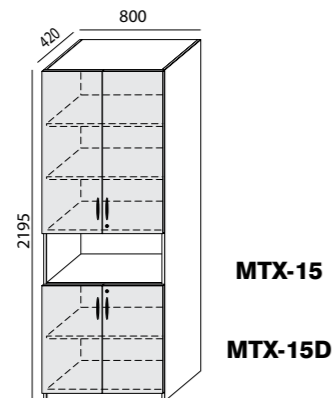
METAL DRAWERS
CENTRAL LOCK



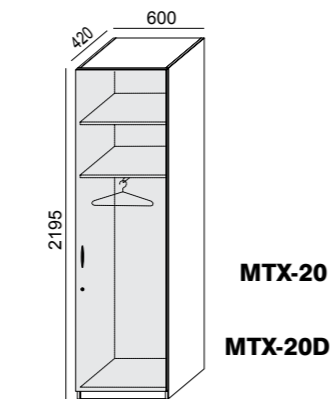
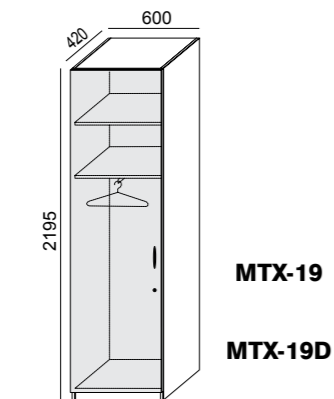
METAL DRAWERS
CENTRAL LOCK



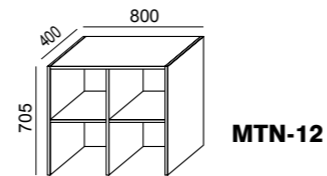
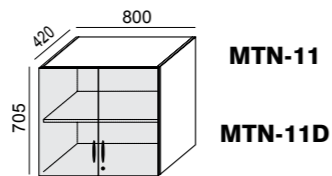
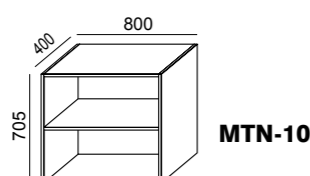
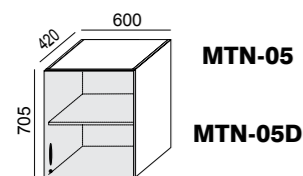
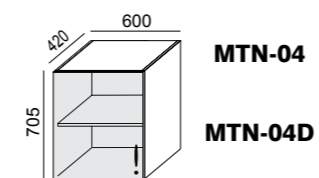
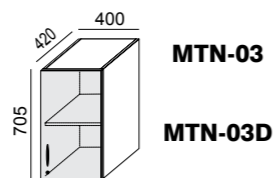
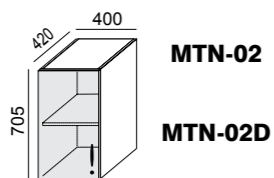
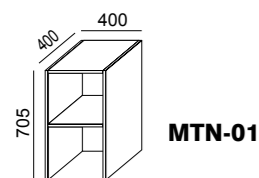
DRAWER - FILING FRAME



WITHOUT LOCK




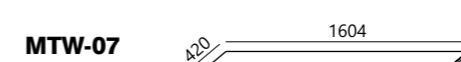
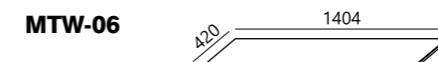




PROFI MAX RISERS



TOP PANELS

TOP PANELS MOUNTED TO THE CARCASS WITH CAM LOCK FASTENERS
18 MM THICK
SEVERAL CABINETS CAN BE JOINED WITH COMMON TOP PANEL
TOP PANELS INCLUDE MOUNTING ACCESSORIES



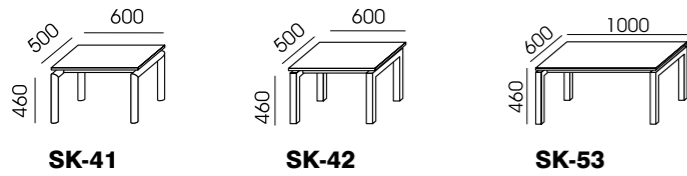
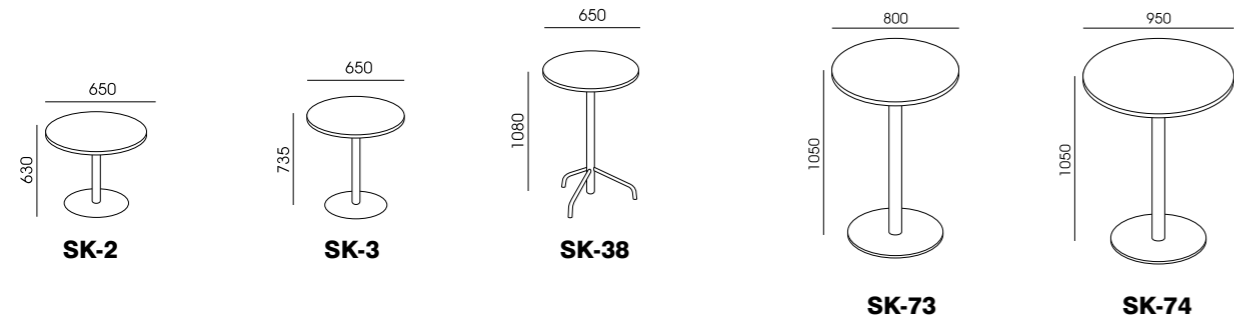
CROSS INSERTS

18 MM THICK
CROSS INSERT MTK-01 FITS TO RISER MTN-12 FOR ALL SPACES CROSS INSERT MTK-02 FITS TO:
- FURNITURE OF 400 MM WIDTH AND HEIGHT 5 AND 6 OH
- BINDER SPACES ON HEIGHT 4, 5, 6 OH
- RISERS MTN-01/02/03 FOR BOTH SPACES

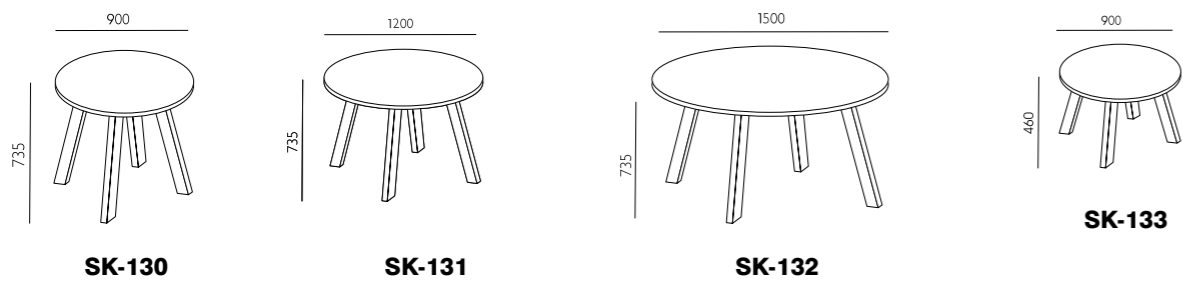


COFFEE TABLES

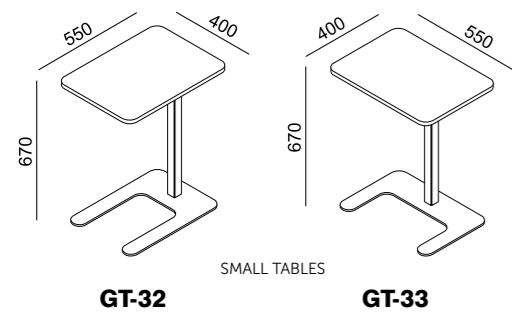
MEETING TABLES



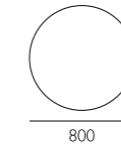
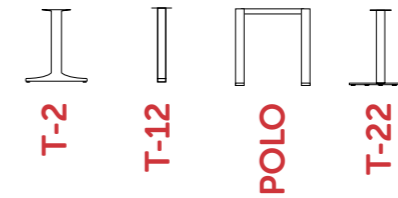
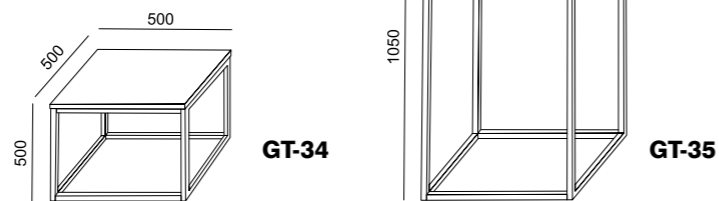
SK-38 - FRAME MADE OF ROUND TUBE Ø 60 MM
 FRAME LEGS - Ø 25 MM, FRAME FULLY WELDED
 SK-41 - FRAME MADE OF ROUND TUBE Ø 50 MM, DESKTOP 18 MM THICK
 DISTANCE BETWEEN DESKTOP AND FRAME
 SK-42, SK-53 - FRAME MADE OF SQUARE TUBE 50x50 MM, TOP 18 MM THICK
 DISTANCE BETWEEN WORKTOP AND FRAME



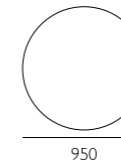
SK-130, SK-131, SK-132, SK-133 - TOPS 25 MM THICK
 LEGS PROFILE 50 X 30 MM
 UNDERTOP BEAM 40 X 20 MM




GT-32,GT-33 - TOP 18 MM THICK
 SQUARE LEG PROFILE 30x30 MM
 LEG PLATE 8 MM THICK



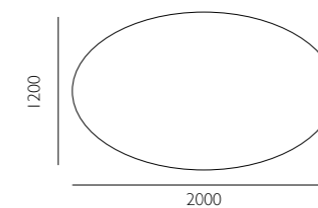
SK-4 SK-5 X SK-67



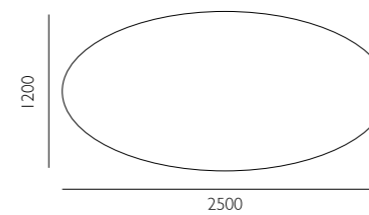
SK-6 SK-7 SK-8 SK-68



SK-9 SK-10 SK-11 X



SK-12 X SK-13 X

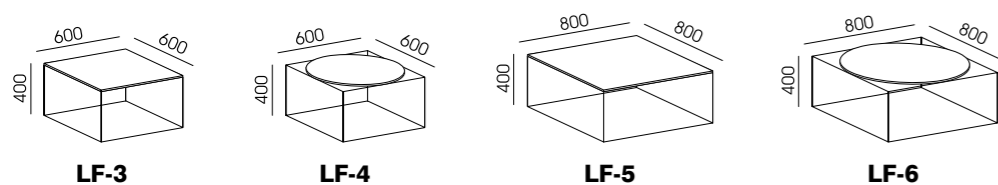
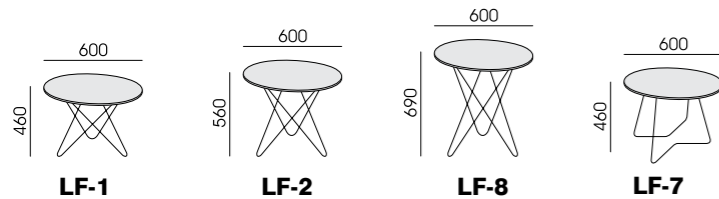


SK-14 X SK-15 X

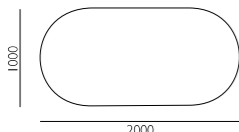

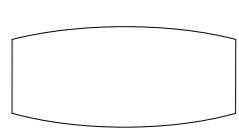

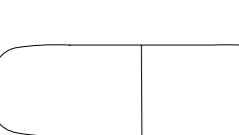
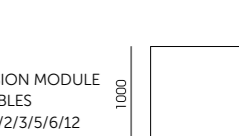
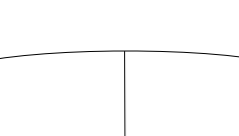
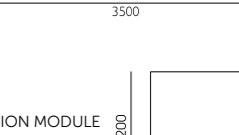
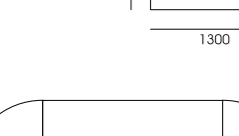
LEG T-2 IS AVAILABLE ONLY IN SILVER AND WHITE COLOURS
 SMILE SYSTEM AVAILABLE IN BLACK WITH CHROMED ELEMENTS ONLY

LOFT TABLES

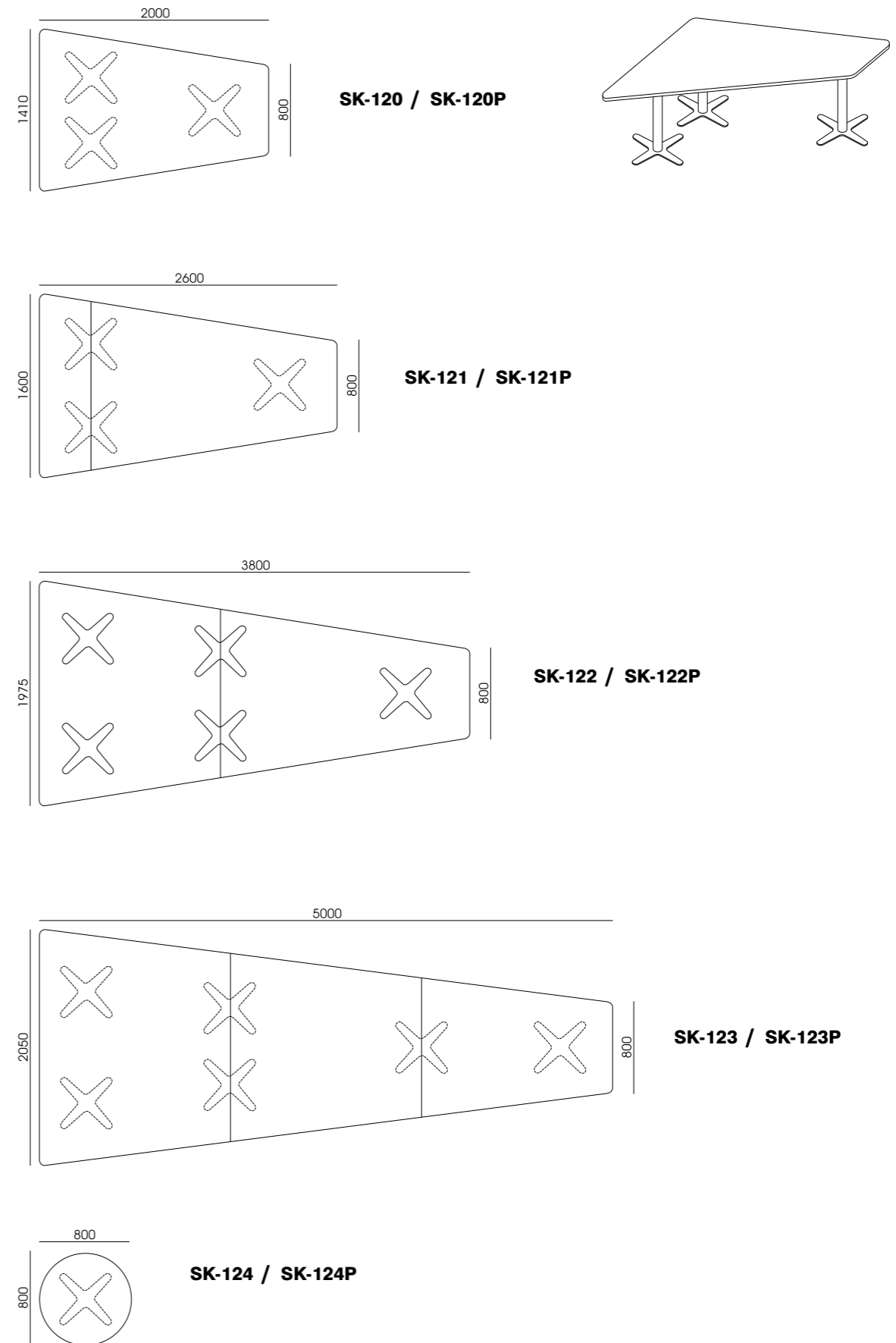
TOPS MADE OF MELAMINATED PANEL 18 MM THICK WITH EDGING 2 MM THICK FROM WUTEH COLOUR SAMPLER
 STEEL BAR OF Ø 12 MM DIAMETER, POWDER COATED TO RAL COLOURS FROM WUTEH COLOUR SAMPLER



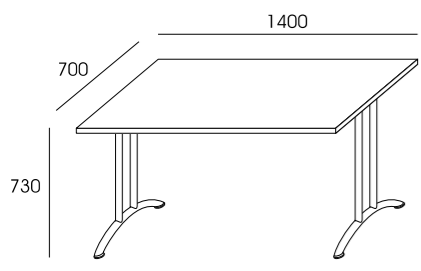


	SMILE	SK-54	SK-16	SK-17	SK-18	SK-20	SK-21	SK-58	SK-69
		SK-55	SK-31	SK-32	SK-33	SK-35	SK-36	SK-59	SK-70
		SK-56	SK-43	SK-44	SK-45	SK-46	SK-47	SK-60	SK-71
		SK-57	SK-22	SK-23	SK-24	SK-26	SK-27	SK-61	SK-72
		SZ-10	SZ-1	SZ-2	SZ-3	SZ-5	SZ-6	SZ-12	SZ-20
	EXTENSION MODULE FOR TABLES SZ-10/11/2/3/5/6/12	SZ-13	SZ-14	SZ-15	SZ-16	SZ-17	SZ-18	SZ-19	SZ-21
		X	SK-28	SK-29	X	X	SK-30	SK-62	X
	EXTENSION MODULE FOR TABLES SK-28/29/30/62	X	SK-63	SK-64	X	X	SK-65	SK-66	X
		SZ-11	X	X	SZ-7	SZ-9	X	X	X

TOPS MADE OF MELAMINATED PANEL 25 MM THICK WITH EDGING 2 MM THICK FROM WUTEH COLOUR SAMPLER
 METAL LEGS POWDER COATED TO RAL COLOURS FROM WUTEH COLOUR SAMPLER.
 (PREMIUM - CHROMED LEG)

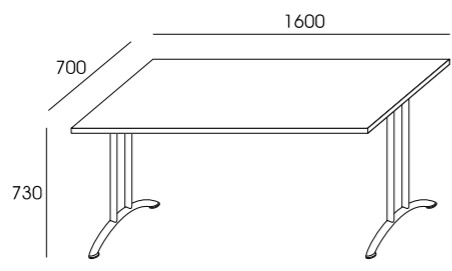


FOLDING TABLES



SS-1

CHROMED FRAME



SS-2

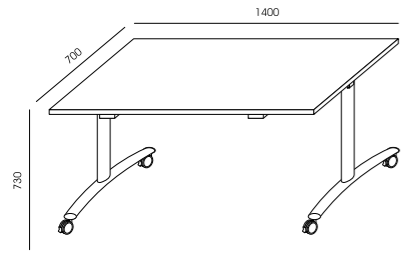
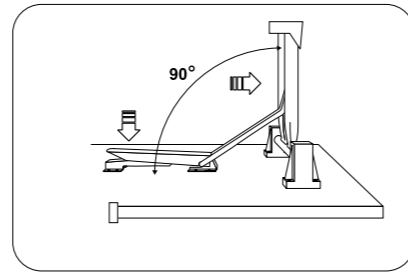
CHROMED FRAME

SS-21

POWDER COATED FRAME

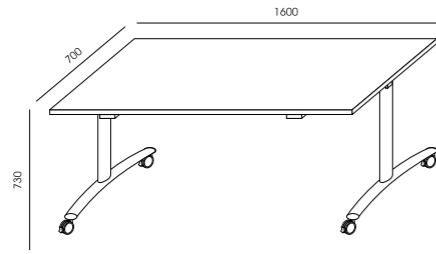
SS-22

POWDER COATED FRAME



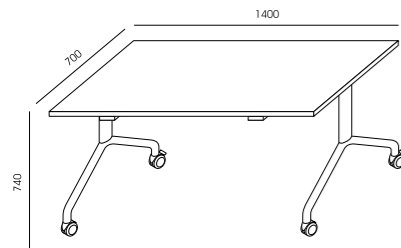
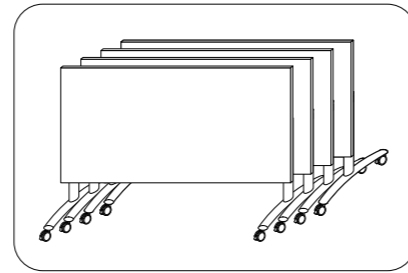
SS-11

CHROMED FRAME



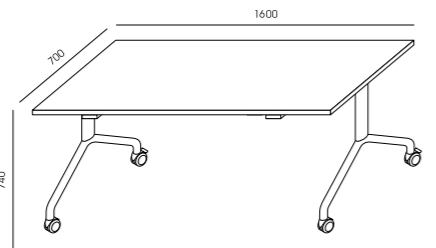
SS-12

CHROMED FRAME



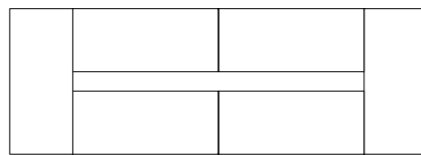
SS-31

POWDER COATED FRAME

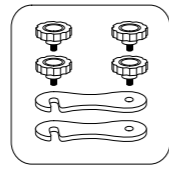
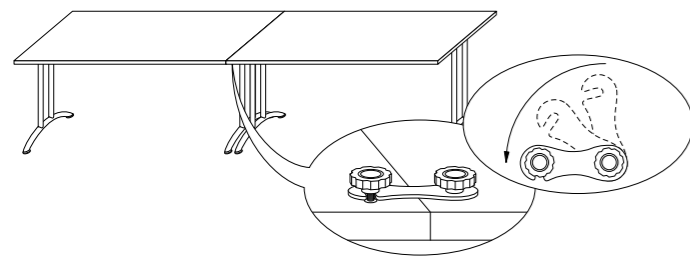


SS-32

POWDER COATED FRAME

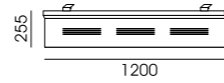


EXEMPLARY ARRANGEMENT OF TABLES



1 set

SS-4

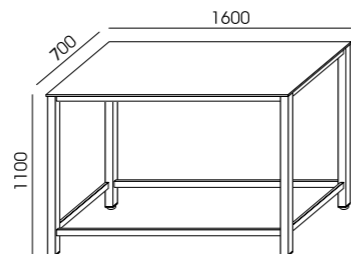


SS-5

TILTING METAL MODESTY PANEL
POWDER COATED TO BLACK RAL 9005

HIGH TABLE

TOPS MADE OF MELAMINATED PANEL FROM WUTEH COLOUR SAMPLER - 18 MM THICK PANEL WITH 2 MM THICK EDGING
THICK FROM WUTEH COLOUR SAMPLER
FRAME POWDER COATED TO RAL COLOURS FROM WUTEH COLOUR SAMPLER
LEGS - PROFILE 50x50 MM CROSS FRAME, TABLE TOP FRAME, BOTTOM PROFILE: 40 x 20 MM
BOTTOM FRAME - POWDER COATED TO RAL COLOURS FROM WUTEH COLOUR SAMPLER
WITH COVER PLATE IN SHAPE OF REVERSED "U" LETTER, MADE OF POLISHED STAINLESS STEEL

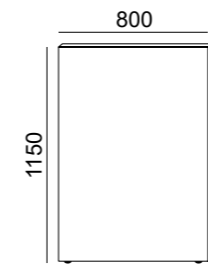


SS-50

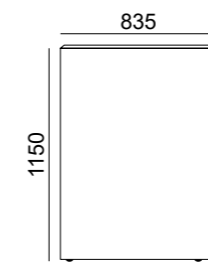
PARTITION WALLS

FABRICS FROM 1ST PROFIM GROUP
OTHER GROUPS AVAILABLE UPON INDIVIDUAL QUOTATION
SD-31/32/33/34 METAL CONNECTORS AND SD-40 FEET - POWDER COATED

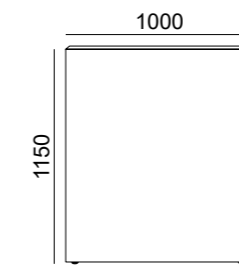
WALLS THICKNESS ~ 32 MM
POSSIBILITY OF USING PINS



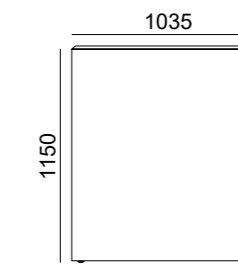
SD-1



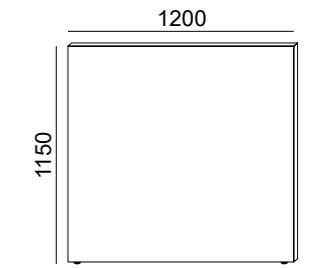
SD-2



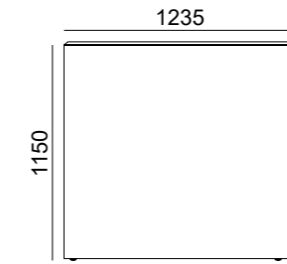
SD-3



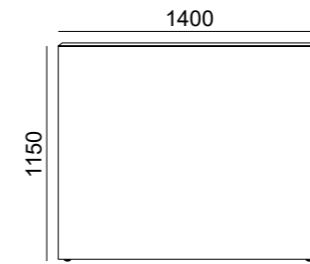
SD-4



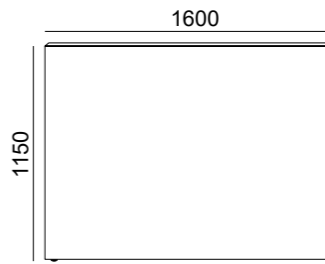
SD-5



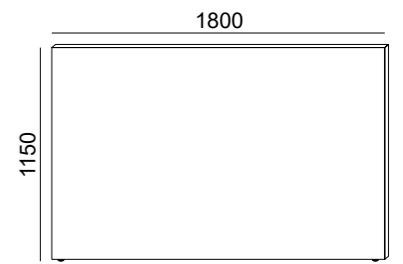
SD-6




SD-7



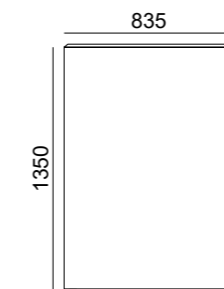
SD-8



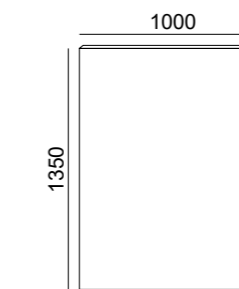
SD-9




SD-11



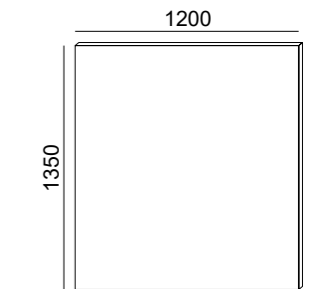
SD-12



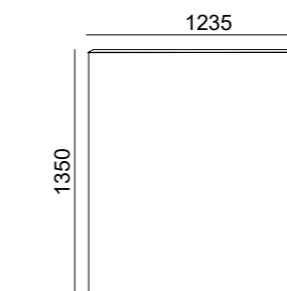
SD-13



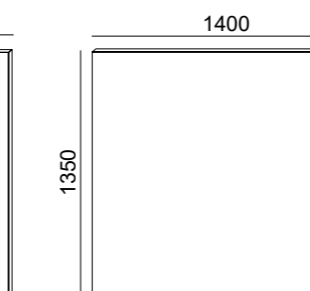
SD-14



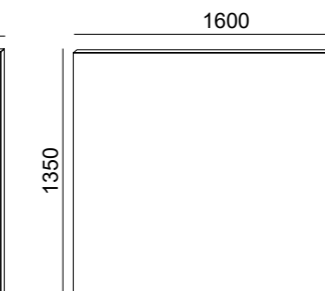
SD-15




SD-16



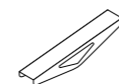
SD-17



SD-18



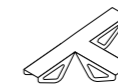
SD-19



SD-31



SD-32



SD-33



SD-34

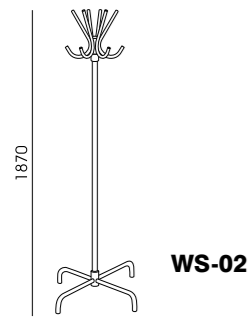


SD-40

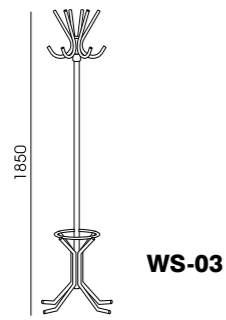


BASE

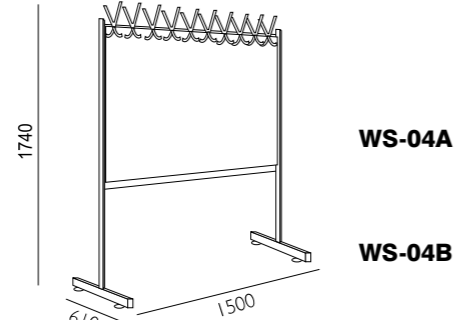
HANGERS



WS-02

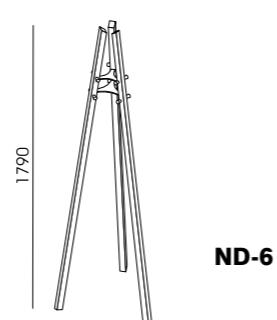


WS-03



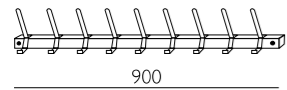
WS-04A

WS-04A WITH REGULATORS - POWDER COATED
WS-04B ON CASTORS - POWDER COATED



ND-6

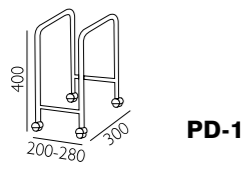
HANGER MADE OF OAK WOOD
METAL HOOKS
IN ANTHRACITE COLOUR



WS-05

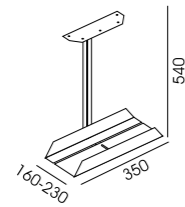
POWDER COATED HANGERS

OTHERS



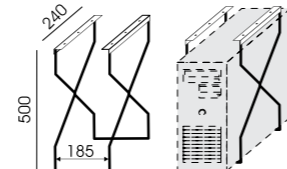
PD-1

MOBILE COMPUTER TROLLEY



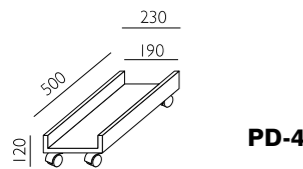
PD-2

SUSPENDED HOLDER FOR COMPUTER



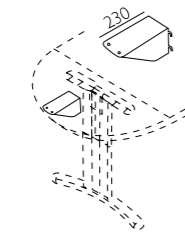
PD-3

SUSPENDED HOLDER FOR COMPUTER



PD-4

MOBILE COMPUTER TROLLEY
MELAMINATED PANEL



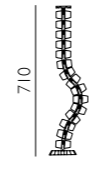
W-1

EXTENSION BRACKET
GEOS, FLEX, FLEX-R, SMILE



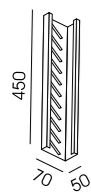
KB-10

VERTICAL CABLE TRAY FOR DESKS WITH
ELECTRICAL HEIGHT ADJUSTMENT
SILVER COLOUR



KB-1

VERTICAL CABLE CHANNEL
SILVER COLOUR

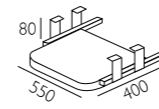


KB-8

VERTICAL CABLE CHANNEL
FIXED WITH MAGNET
FOR LEGS NOMO, FOCUS, AVO

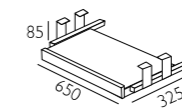
MASTER KEY FOR CABINETS PROFI, PROFI PREMIUM, PROFI MAX, PEDESTALS. AVAILABLE UPON REQUEST
SERVICE KEY FOR CABINETS PROFI, PROFI PREMIUM, PROFI MAX, PEDESTALS. AVAILABLE UPON REQUEST

OTHERS



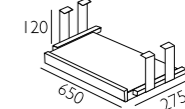
PU-1

PLASTIC SHELF



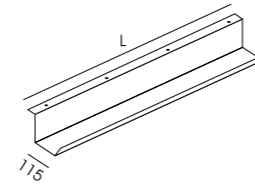
PU-3

MELAMINATED SHELF



PU-5

MELAMINATED SHELF RECOMMENDED
FOR **POLO** SYSTEM DESKS



KB-4

L-600

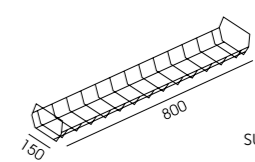
KB-5

L-800

KB-6

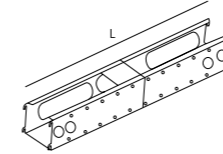
L-1200

SUSPENDED CABLE TRAY
L - DIMENSION IN MM



KB-3

SUSPENDED CABLE TRAY



BL-1

L-700-1000

BL-2

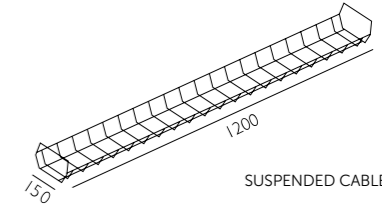
L-1200-1800

BL-3

L-1800-2200

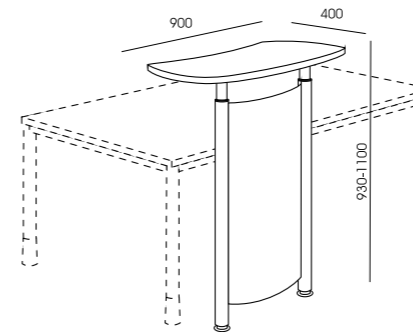
CABLE TRAY - BEAM FOR THE SYSTEMS:
GEOS, FLEX, FLEX-R, SMILE

L - DIMENSION IN MM



KB-2

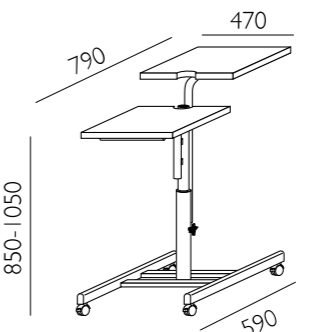
SUSPENDED CABLE TRAY



RP-1

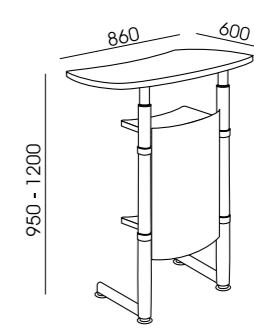
RECEPTION PANEL

HEIGHT ADJUSTMENT
METAL MODESTY
MOUNTED TO DESKTOP



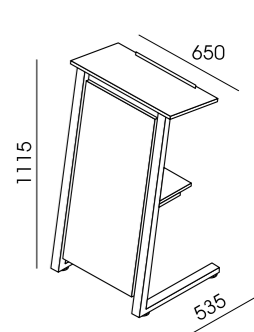
SM-1

MULTIMEDIA TABLE



SM-2

TRIBUNE



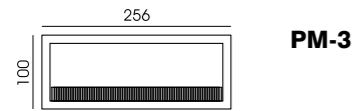
SM-3

TRIBUNE

MULTIMEDIA PORTS

S MULTIMEDIA PORTS ARE EQUIPPED WITH SUPPLY CABLES. SOCKETS AVAILABLE IN BLACK, HOUSINGS ACC. TO DESCRIPTION

CABLE-PASS WITH COVER



PM-3


PM-3
BLACK, WHITE, ANODIZED ALUMINUM

DESKTOP MOUNTED MULTIMEDIA PORTS



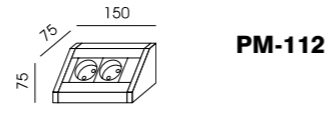
PM-110

2 X MAINS SOCKETS 230V. COLOURS: BLACK, WHITE, ANODIZED ALUMINUM



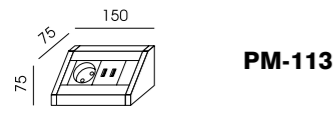
PM-111

1 X 230V MAINS SOCKET, 2 X USB CHARGER, COLOURS: BLACK, WHITE, ANODIZED ALUMINUM



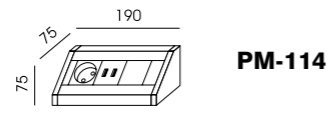
PM-112

2 X MAINS SOCKETS 230V, COLOURS: BLACK, WHITE, SILVER



PM-113

1 X 230V MAINS SOCKET, 2 X USB CHARGER
COLOURS: BLACK, WHITE, SILVER



PM-114

1 X 230V MAINS SOCKET, 2 X USB CHARGER
1 X LOCATION WITH COVER CAP
COLOURS: BLACK, WHITE, SILVER

MULTIMEDIA PORTS MOUNTED IN FI 80 MM HOL



PM-4

1 X MAINS SOCKETS 230V, 1 X SOCKETS RJ45 CAT.5E
1 X USB SOCKET. COLOUR: BLACK



PM-5

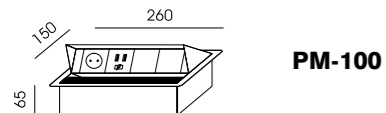
INDUCTION CHARGER



PM-6

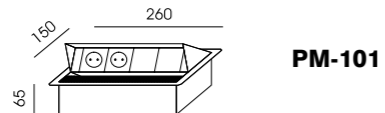
1x 230V MAINS SOCKET, 1 X RJ45 SOCKET CAT.6
USB CHARGER. COLOUR: BLACK

UNDERDESK MEDIA PORTS WITH OPENING BOX



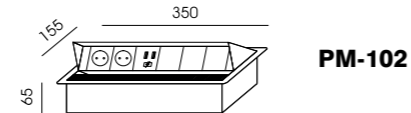
PM-100

1X 230V SOCKET, 2 X USB CHARGER
2 LOCATIONS WITH COVER CAP
COLOURS: WHITE, BLACK, SILVER



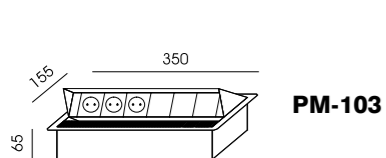
PM-101

2X 230V SOCKETS, 2 X LOCATIONS WITH COVER CAPS
COLOURS: WHITE, BLACK, SILVER



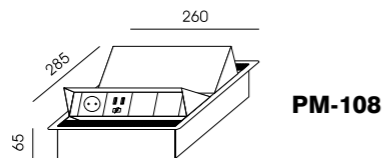
PM-102

2 X 230V SOCKETS, 2 X USB CHARGER
3 LOCATIONS WITH COVER CAP
COLOURS: WHITE, BLACK, SILVER



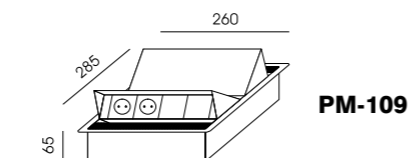
PM-103

3 X 230V SOCKETS, 3 X LOCATIONS WITH COVER CAPS
COLOURS: WHITE, BLACK, SILVER



PM-108

2 X INSERTS: 1 X 230V MAINS SOCKET
2 X USB CHARGER, 2 X LOCATIONS WITH COVER CAPS
COLOURS: WHITE, BLACK, SILVER



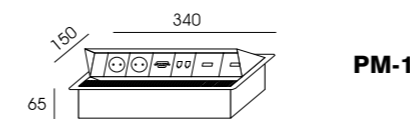
PM-109

2 X INSERTS: 2 X MAINS SOCKETS 230V
2 X LOCATIONS WITH COVER CAPS
COLOURS: WHITE, BLACK, SILVER

MULTIMEDIA PORTS

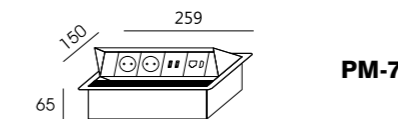
S MULTIMEDIA PORTS ARE EQUIPPED WITH SUPPLY CABLES. SOCKETS AVAILABLE IN BLACK, HOUSINGS ACC. TO DESCRIPTION

UNDERDESK MULTIMEDIA PORTS WITH OPENING BOX



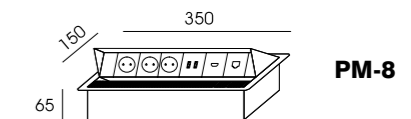
PM-1

2 X MAINS SOCKETS 230V, 2 X RJ45 SOCKETS CAT.5E,
1 X VGA SOCKET, 1 X HDMI SOCKET, 1 X USB SOCKET
COLOURS: SILVER



PM-7

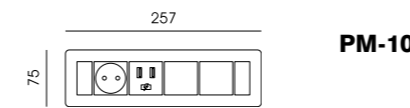
2 X 230V MAINS SOCKETS, 1 X RJ45 SOCKETS CAT.6,
1 X HDMI SOCKET, 2 X USB CHARGER
COLOURS: WHITE, BLACK, SILVER



PM-8

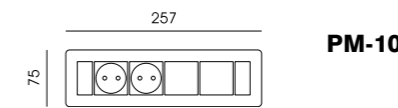
3 X MAINS SOCKETS 230V, 1 X SOCKETS RJ45 CAT.5E,
1 X HDMI SOCKET, 2 X USB CHARGER
COLOURS: WHITE, BLACK, SILVER

UNDERDESK MULTIMEDIA PORTS IN FRAME



PM-104

1X 230V SOCKET, 2 X USB CHARGER,
2 X LOCATIONS WITH COVER CAPS
COLOURS: WHITE, BLACK, SILVER



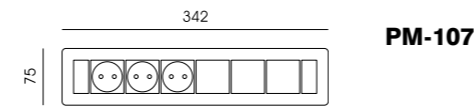
PM-105

2 X 230V SOCKETS, 2 X LOCATIONS
WITH COVER CAPS
COLOURS: WHITE, BLACK, SILVER



PM-106

2 X 230V SOCKETS, 2 X USB CHARGER,
3 X LOCATIONS WITH COVER CAP
COLOURS: WHITE, BLACK, SILVER



PM-107


3 X 230V SOCKETS, 3 X LOCATIONS WITH COVER CAPS
COLOURS: WHITE, BLACK, SILVER

CONNECTIONS FOR PORTS CONFIGURATION



PWM-1

MODULE WITH RJ45 SOCKET CAT. 6 X UTP
KEYSTONE FEMALE/FEMALE COUPLER
COLOUR: BLACK




PWM-2

MODULE WITH 2X RJ45 SOCKET CAT. 6 X UTP
KEYSTONE FEMALE/FEMALE COUPLER
COLOUR: BLACK



PWM-3

MODULE WITH RJ45 SOCKET CAT. 6 X UTP KEYSTONE
FEMALE/FEMALE COUPLER AND 1 X HDMI FEMALE SOCKET
COLOUR: BLACK



PWM-4

MODULE WITH 1 X HDMI FEMALE SOCKET ON 0.1 M
CABLE WITH FEMALE SOCKET
COLOUR: BLACK




PWM-5

MODULE WITH 1 X DISPLAYPORT FEMALE SOCKET
WITH 3M CABLE WITH MALE PLUG
COLOUR: BLACK



PWM-6

MODULE WITH 1 X USB 2.0 FEMALE SOCKET ON 0.1 M CABLE
WITH FEMALE SOCKET
COLOUR: BLACK



PWM-7

MODULE WITH 1 X USB C FEMALE SOCKET WITH
CABLE 2 M CABLE WITH MALE PLUG
COLOUR: BLACK



PWM-8

THROUGH MODULE WITH SINGLE KEYSTONE
TYPE SOCKET
COLOUR: BLACK



PWM-9

THROUGH MODULE WITH DOUBLE KEYSTONE
TYPE SOCKET
COLOUR: BLACK



