

CONTENTS

RECEPTION DESKS

DIAMOND



4-5

ILLUSION



6

MAGIC MATT



7

MAGIC SHINE



8

LITTLE PEARL



9

PEARL



10

TERRA



11

LIBRA



12

BLOCK



13

LINUS



14-15

VEGA

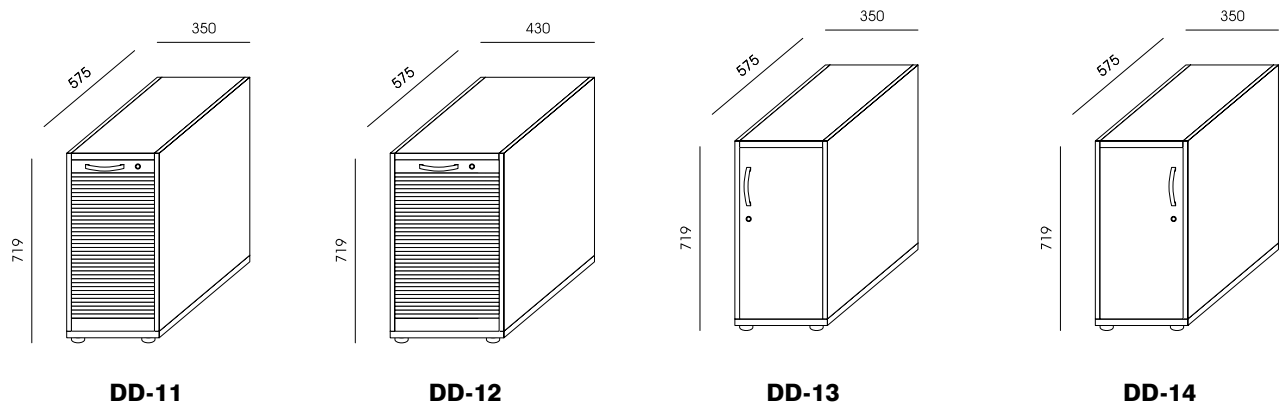
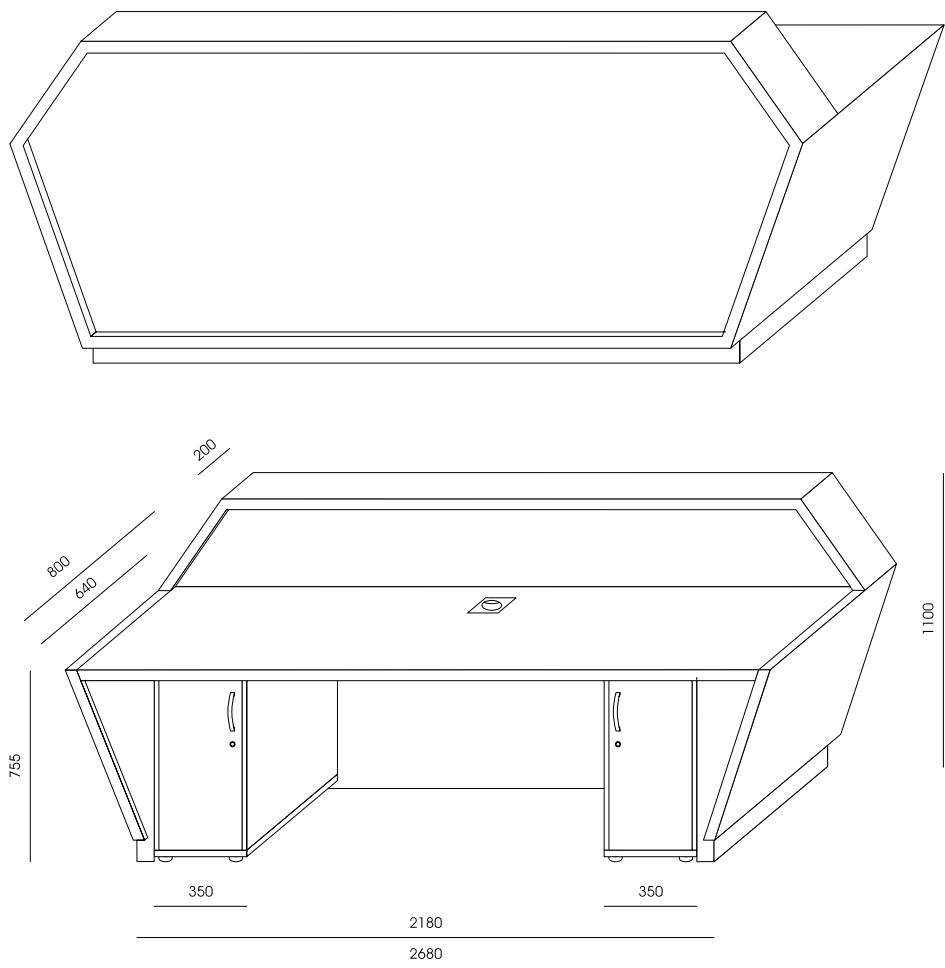


16

RECEPTION DESKS - DIAMOND

APPROXIMATE LEAD TIME – UP TO 8 WEEKS
RECOMMENDED ASSEMBLY BY QUALIFIED INSTALLERS ONLY
PRODUCER IS NOT RESPONSIBLE FOR ANY MECHANICAL DAMAGES CAUSED BY INAPPROPRIATE INSTALLATION

DD-1



DD-11

DD-12

DD-13

DD-14

TAMBOUR-DOOR FIXED CABINET FOR DD-1, SOFT-CLOSE DRAWER, ONE SHELF

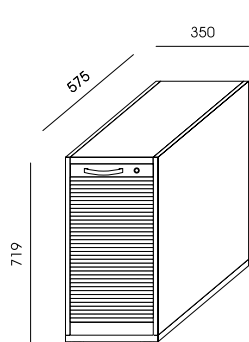
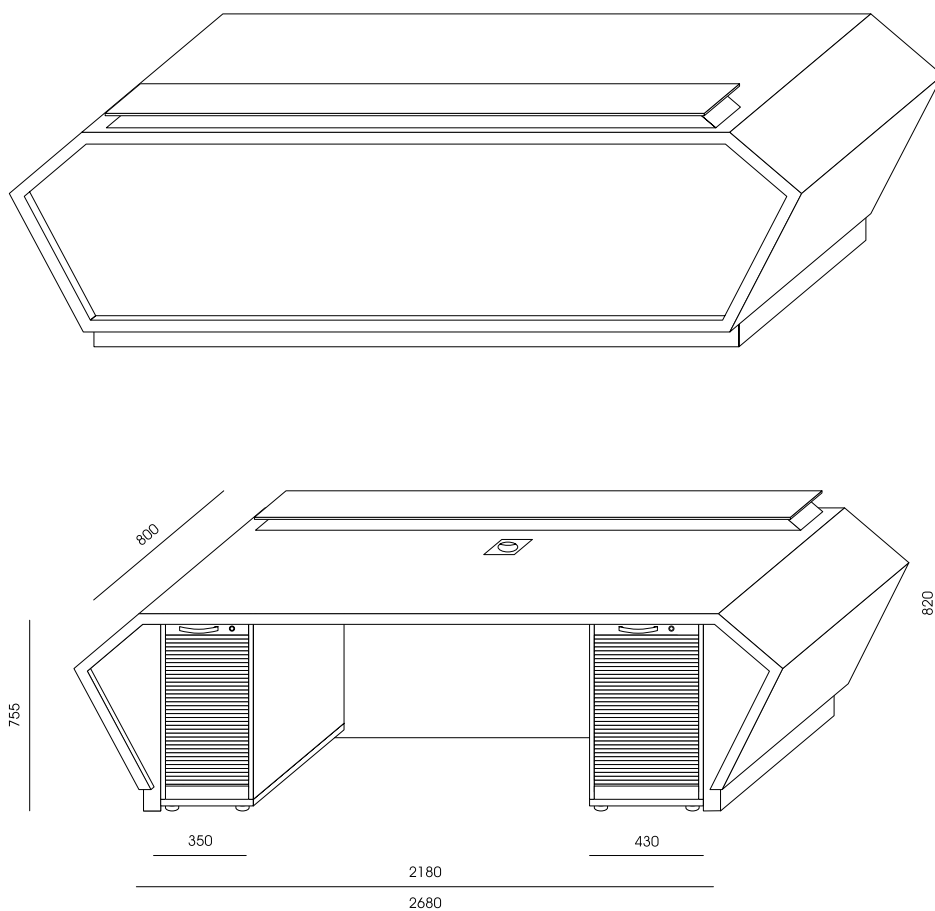
TAMBOUR-DOOR FIXED CABINET FOR DD-1, PEN-TRAY DRAWER, ONE SHELF

SWING-DOOR FIXED CABINET FOR DD-1, RIGHT-HANDED, SOFT-CLOSE, ONE SHELF

SWING-DOOR FIXED CABINET FOR DD-1, LEFT-HANDED, SOFT-CLOSE, ONE SHELF

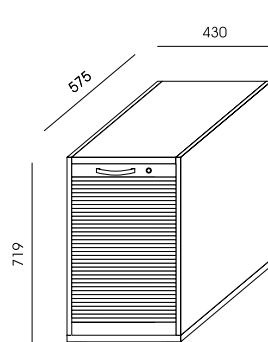
FRONT MADE OF DECORATIVE GLASS, TEMPERED, WITH UV OVERPRINT – GRAPHICS CHOICE FROM WUTEH SAMPLER OR BASED ON THE GRAPHICS PROVIDED BY THE CUSTOMER (MINIMUM RESOLUTION - 300 DPI).
GLASS FRONT ILLUMINATED FROM INSIDE WITH WHITE LED LIGHT – INCLUDED.
BODY AND PLINTH MADE OF LACQUERED MDF – GLOSSY, 38 MM THICK – AVAILABLE COLOURS FROM WUTEH SAMPLER.
RECEPTION DD-1 REQUIRES TWO CABINETS (NOT INCLUDED), CHOICE FROM: DD-11, DD-12, DD-13 AND DD-14. CABINETS MADE OF MELAMINATED PANEL - AVAILABLE COLOURS FROM WUTEH SAMPLER. TAMBOUR DOOR WHITE OR SILVER ONLY, METAL HANDLE – AVAILABLE COLOURS FROM WUTEH SAMPLER.
WORKTOP MADE OF LACQUERED MDF – MATT, INCLUDING ONE SQUARE CABLE-PASS 90X90 MM – AVAILABLE COLOURS: WHITE, BLACK, CHROME, CHROME MATT. CABLE-PASS LOCATION INDICATED BY THE CUSTOMER.

DD-2



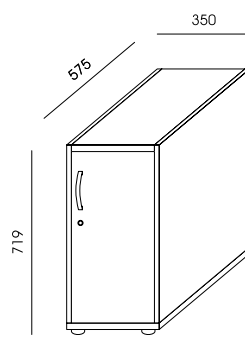
DD-11

TAMBOUR-DOOR FIXED CABINET FOR DD-2, SOFT-CLOSE DRAWER, ONE SHELF



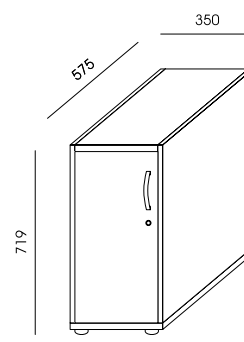
DD-12

TAMBOUR-DOOR FIXED CABINET FOR DD-2, PEN-TRAY DRAWER, ONE SHELF



DD-13

SWING-DOOR FIXED CABINET FOR DD-2, RIGHT-HANDED, SOFT-CLOSE, ONE SHELF



DD-14

SWING-DOOR FIXED CABINET FOR DD-2, LEFT-HANDED, SOFT-CLOSE, ONE SHELF

FRONT MADE OF DECORATIVE GLASS, TEMPERED, WITH UV OVERPRINT – GRAPHICS CHOICE FROM WUTEH SAMPLER OR BASED ON THE GRAPHICS PROVIDED BY THE CUSTOMER (MINIMUM RESOLUTION - 300 DPI).

GLASS FRONT ILLUMINATED FROM INSIDE WITH WHITE LED LIGHT – INCLUDED.

BODY AND PLINTH MADE OF LACQUERED MDF – GLOSSY, 38 MM THICK – AVAILABLE COLOURS FROM WUTEH SAMPLER.

RECEPTION DD-2 REQUIRES TWO CABINETS (NOT INCLUDED), CHOICE FROM: DD-11, DD-12, DD-13 AND DD-14. CABINETS MADE OF MELAMINATED PANEL - AVAILABLE COLOURS FROM WUTEH SAMPLER. TAMBOUR DOOR WHITE OR SILVER ONLY, METAL HANDLE – AVAILABLE COLOURS FROM WUTEH SAMPLER.

WORKTOP MADE OF LACQUERED MDF – MATT, INCLUDING ONE SQUARE CABLE-PASS 90X90 MM – AVAILABLE COLOURS: WHITE, BLACK, CHROME, CHROME MATT. CABLE-PASS LOCATION INDICATED BY THE CUSTOMER.

RECEPTION RISER MADE OF LACQUERED MDF WITH GLASS COUNTERTOP – TEMPERED, GRINDED AND POLISHED – AVAILABLE COLOURS FROM WUTEH SAMPLER.

RECEPTION DESKS - ILLUSION

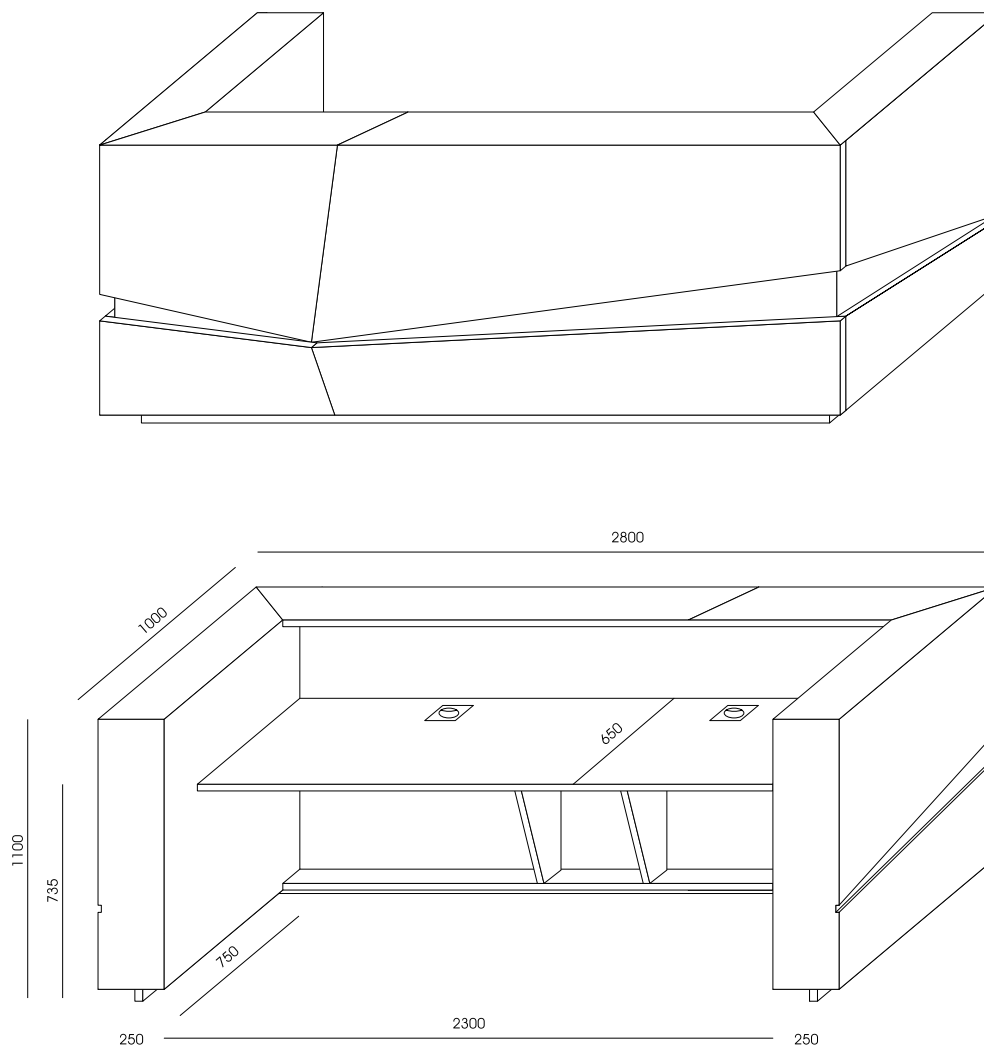
APPROXIMATE LEAD TIME – UP TO 6 WEEKS

RECOMMENDED ASSEMBLY BY QUALIFIED INSTALLERS ONLY

PRODUCER IS NOT RESPONSIBLE FOR ANY MECHANICAL DAMAGES CAUSED BY INAPPROPRIATE INSTALLATION

IL-1

IL-1p



FRONT AND SIDES MADE OF MELAMINATED PANEL, EXCISED IN THE ANGLES TO CREATE THE ILLUSION OF DEPTH AND CONVEXITY. OTHER ELEMENTS MADE OF MELAMINATED PANEL.
 FRONT AND SIDES IN PREMIUM VERSION MADE OF HIGH-GLOSS PANEL, OTHER ELEMENTS MADE OF MELAMINATED PANEL.
 GLASS IN THE FRONT AND SIDES WITH UV OVERPRINT – WHITE, LIGHT DIFFUSING.
 COUNTERTOP WITH LACOBEL GLASS – AVAILABLE COLOURS: MILK-WHITE 9003, BLACK 9005, ANTHRACITE 7016, SILVER 9006.
 WORKTOP INCLUDES TWO SQUARE CABLE-PASSES 90X90 MM – AVAILABLE COLOURS: WHITE, BLACK, CHROME, CHROME MATT.
 RGB LED LIGHT ILLUMINATION (VARIOUS COLOURS), REMOTE CONTROLLED – INCLUDED.

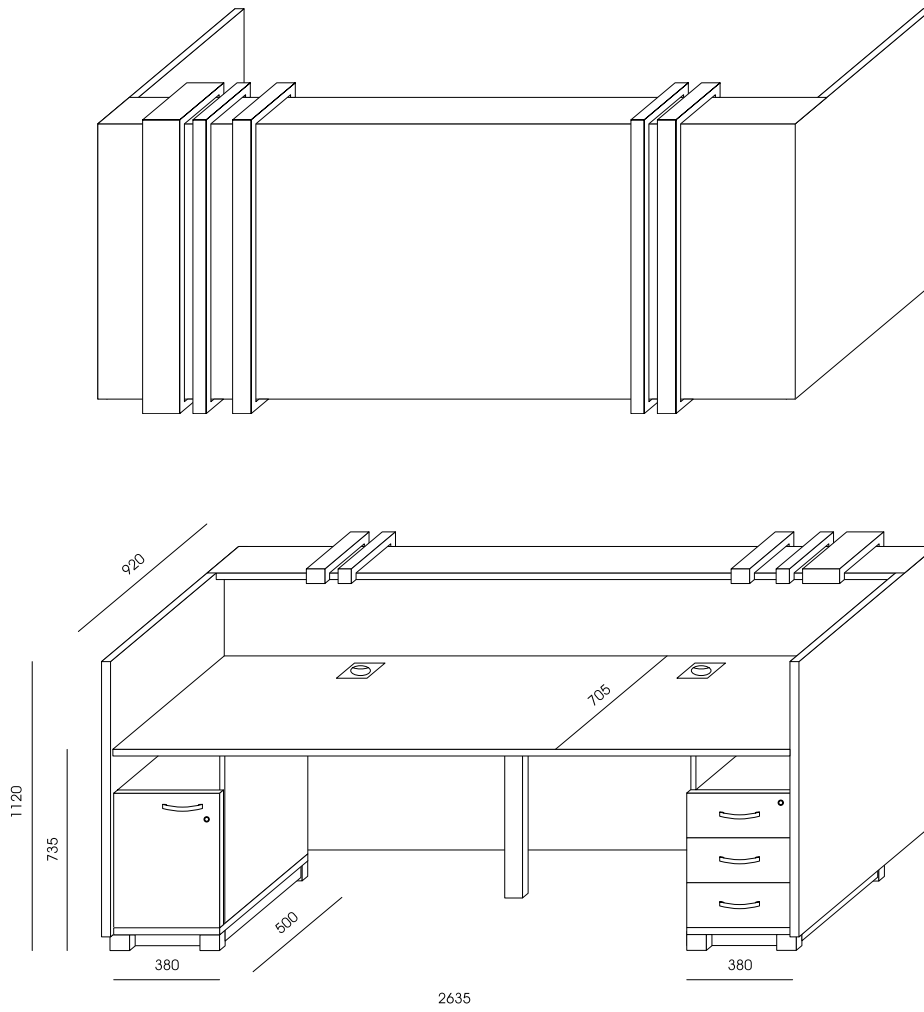
RECEPTION DESKS - MAGIC MATT

APPROXIMATE LEAD TIME – UP TO 6 WEEKS

RECOMMENDED ASSEMBLY BY QUALIFIED INSTALLERS ONLY

PRODUCER IS NOT RESPONSIBLE FOR ANY MECHANICAL DAMAGES CAUSED BY INAPPROPRIATE INSTALLATION

MC-1



FRONT AND OUTER SIDES MADE OF MELAMINATED PANEL FINISHED WITH STRUCTURAL COATING – AVAILABLE COLOURS: RUST, COPPER, CONCRETE (MANUALLY APPLIED – STRUCTURE AND COLOUR ARE UNEVEN AND UNIQUE).

OTHER ELEMENTS MADE OF MELAMINATED PANEL – AVAILABLE COLOURS FROM WUTEH SAMPLER.

DECORATIVE FRAMEWORK MADE OF POWDER COATED STEEL TUBE – AVAILABLE COLOURS FROM WUTEH SAMPLER.

INSIDE ON THE RIGHT – FIXED DRAWER PEDESTAL (METAL SIDES OF DRAWERS, SOFT-CLOSE), PEDESTAL FRONT MADE OF MELAMINATED PANEL, METAL HANDLES – AVAILABLE COLOURS FROM WUTEH SAMPLER.

INSIDE ON THE LEFT – SWING-DOOR FIXED CABINET (SOFT-CLOSE), DOOR MADE OF MELAMINATED PANEL, METAL HANDLE – AVAILABLE COLOURS FROM WUTEH SAMPLER.

SUPPORTING LEG AND PLINTHS FOR CABINETS MADE OF POWDER COATED STEEL TUBE – AVAILABLE COLOURS FROM WUTEH SAMPLER.

COUNTERTOP WITH LACOBEL GLASS – AVAILABLE COLOURS: MILK-WHITE 9003, BLACK 9005, ANTHRACITE 7016, SILVER 9006.

WORKTOP INCLUDES TWO SQUARE CABLE-PASSES 90X90 MM – AVAILABLE COLOURS: WHITE, BLACK, CHROME, CHROME MATT.

DECORATIVE FRAMEWORK ILLUMINATED WITH LED LIGHT, REMOTE CONTROLLED – INCLUDED.

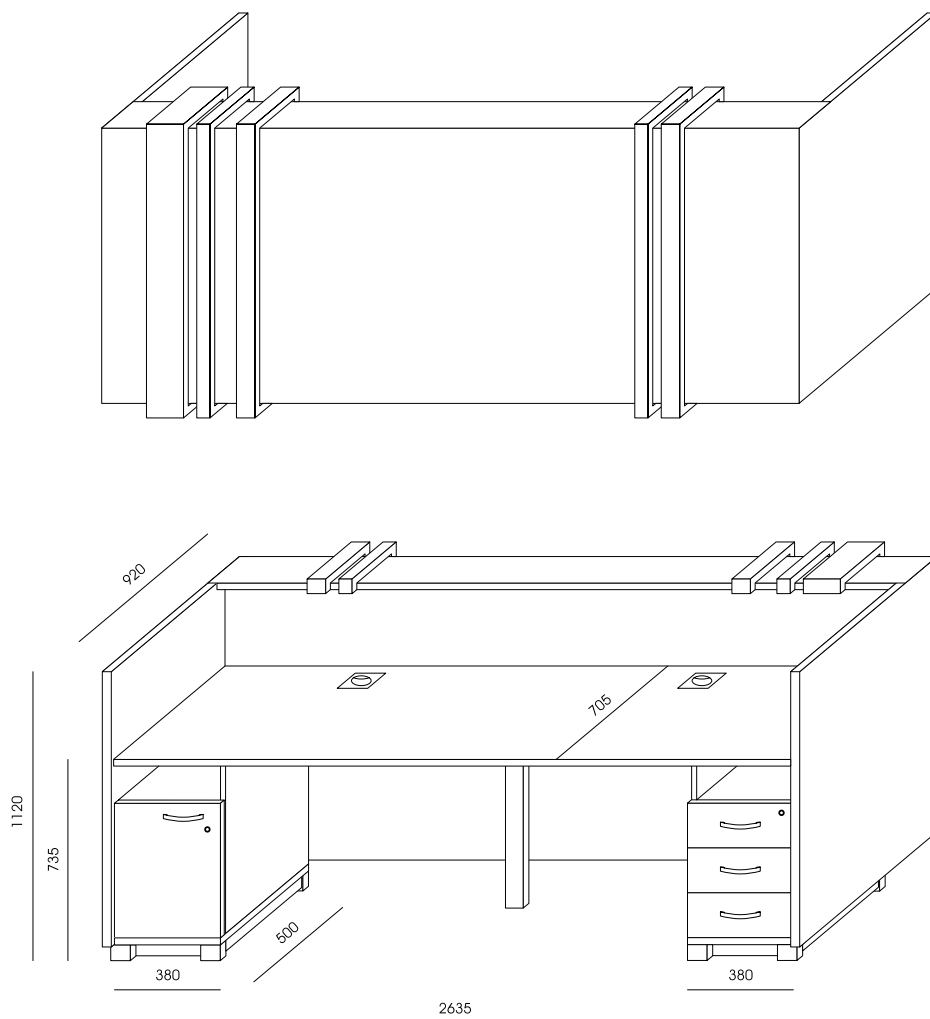
RECEPTION DESKS - MAGIC SHINE

APPROXIMATE LEAD TIME – UP TO 6 WEEKS

RECOMMENDED ASSEMBLY BY QUALIFIED INSTALLERS ONLY

PRODUCER IS NOT RESPONSIBLE FOR ANY MECHANICAL DAMAGES CAUSED BY INAPPROPRIATE INSTALLATION

MC-2



FRONT AND OUTER SIDES MADE OF HIGH-GLOSS PANEL – AVAILABLE COLOURS FROM WUTEH SAMPLER.

OTHER ELEMENTS MADE OF MELAMINED PANEL – AVAILABLE COLOURS FROM WUTEH SAMPLER.

DECORATIVE FRAMEWORK MADE OF CHROMED STEEL TUBE.

INSIDE ON THE RIGHT – FIXED DRAWER PEDESTAL (METAL SIDES OF DRAWERS, SOFT-CLOSE), PEDESTAL FRONT MADE OF HIGH-GLOSS PANEL, METAL HANDLES – AVAILABLE COLOURS FROM WUTEH SAMPLER.

INSIDE ON THE LEFT – SWING-DOOR FIXED CABINET (SOFT-CLOSE), DOOR MADE OF HIGH-GLOSS PANEL, METAL HANDLE – AVAILABLE COLOURS FROM WUTEH SAMPLER.

SUPPORTING LEG AND PLINTHS FOR CABINETS MADE OF POWDER COATED STEEL TUBE – AVAILABLE COLOURS FROM WUTEH SAMPLER.

COUNTERTOP WITH LACOBEL GLASS – AVAILABLE COLOURS: MILK-WHITE 9003, BLACK 9005, ANTHRACITE 7016, SILVER 9006.

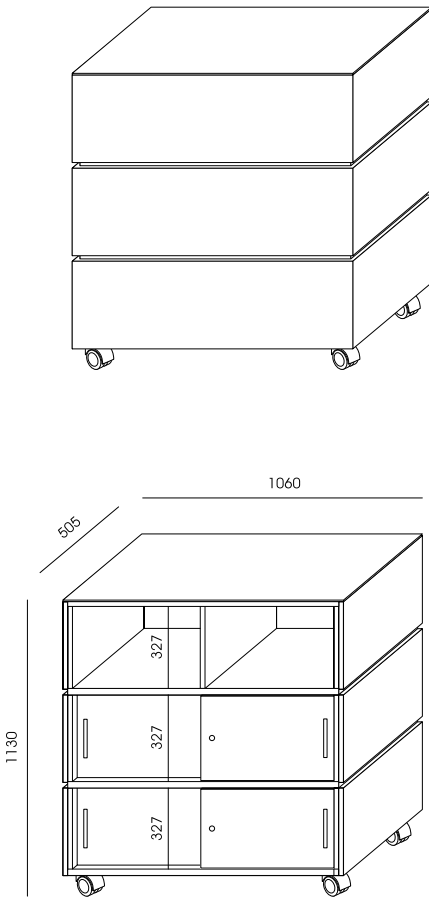
WORKTOP INCLUDES TWO SQUARE CABLE-PASSES 90X90 MM – AVAILABLE COLOURS: WHITE, BLACK, CHROME, CHROME MATT.

DECORATIVE FRAMEWORK ILLUMINATED WITH LED LIGHT, REMOTE CONTROLLED – INCLUDED.

RECEPTION DESKS - LITTLE PEARL

APPROXIMATE LEAD TIME – UP TO 4 WEEKS

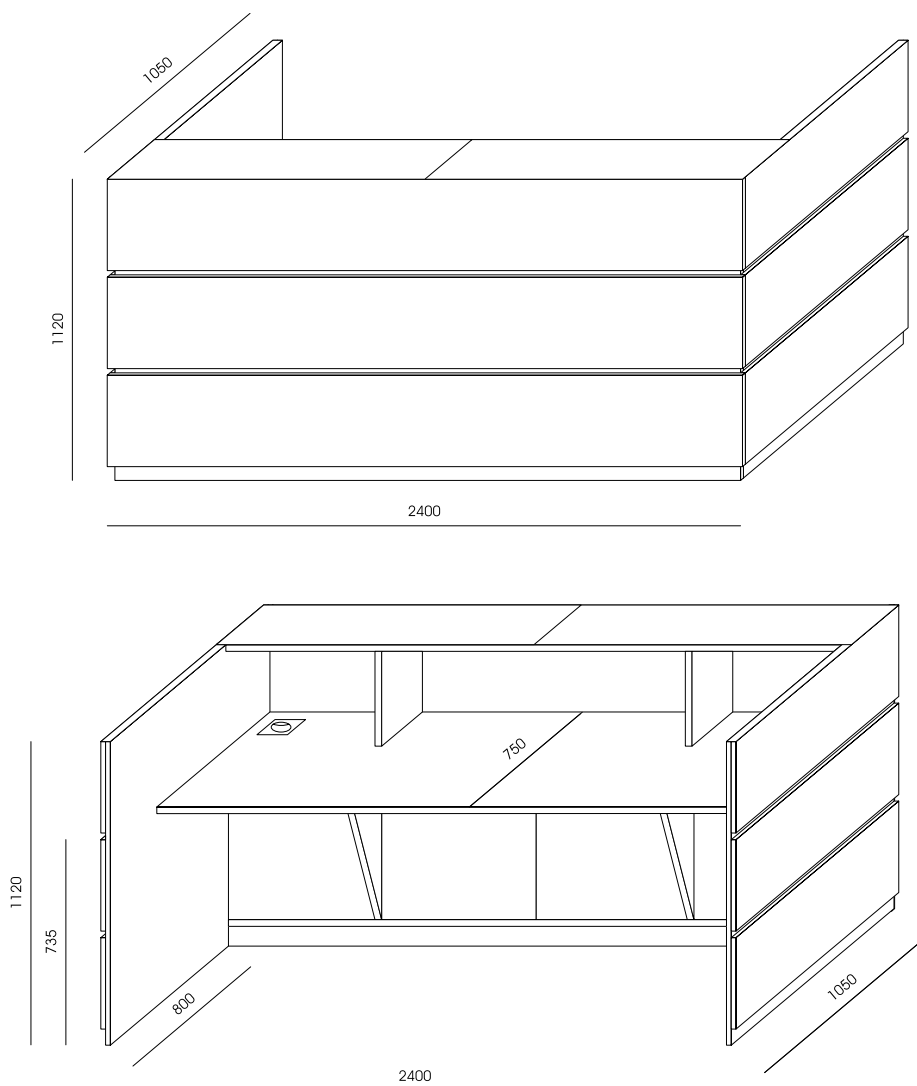
PE-1



FRONT AND SIDES MADE OF ACRYLUX PANEL OR HIGH-GLOSS PANEL – AVAILABLE COLOURS FROM WUTEH SAMPLER (POSSIBILITY OF MIXING COLOURS WITHIN THE SAME GROUP OF MATERIALS).
INTERNAL ELEMENTS MADE OF MELAMINATED PANEL – AVAILABLE COLOURS FROM WUTEH SAMPLER.
SLIDING-DOORS CABINETS WITH LOCKS, METAL HANDLES – AVAILABLE COLOURS FROM WUTEH SAMPLER.
STRENGTHENED CASTORS WITH BRAKE, FOR HARD SURFACES.
COUNTERTOP WITH LACOBEL GLASS – AVAILABLE COLOURS: MILK-WHITE 9003, BLACK 9005, ANTHRACITE 7016, SILVER 9006.
GAPS BETWEEN PANELS ILLUMINATED WITH RGB LED LIGHT (VARIOUS COLOURS), REMOTE CONTROLLED – INCLUDED.

RECEPTION DESKS - PEARL

APPROXIMATE LEAD TIME – UP TO 4 WEEKS



PE-2

FRONT AND SIDES MADE OF ACRYLUX PANEL OR HIGH-GLOSS PANEL – AVAILABLE COLOURS FROM WUTEH SAMPLER (POSSIBILITY OF MIXING COLOURS WITHIN THE SAME GROUP OF MATERIALS).

INTERNAL ELEMENTS MADE OF MELAMINED PANEL – AVAILABLE COLOURS FROM WUTEH SAMPLER.

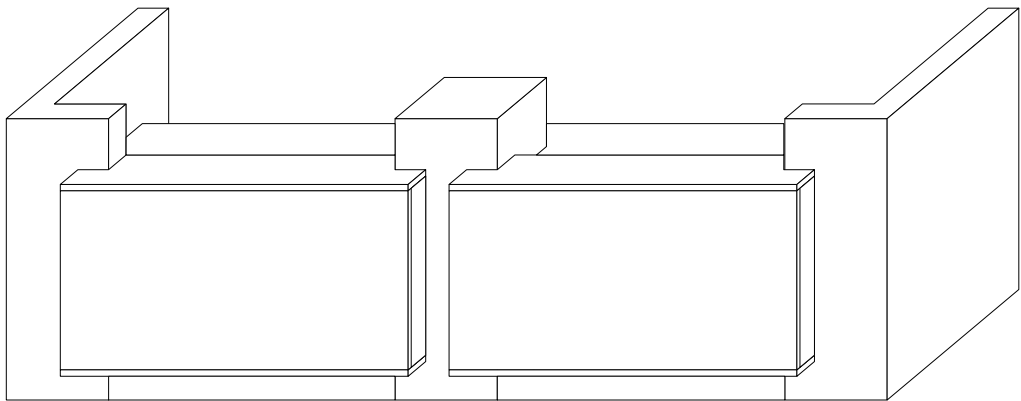
COUNTERTOP WITH LACOBEL GLASS – AVAILABLE COLOURS: MILK-WHITE 9003, BLACK 9005, ANTHRACITE 7016, SILVER 9006.

WORKTOP INCLUDES TWO SQUARE CABLE-PASSES 90X90 MM – AVAILABLE COLOURS: WHITE, BLACK, CHROME, CHROME MATT.

GAPS BETWEEN PANELS ILLUMINATED WITH RGB LED LIGHT (VARIOUS COLOURS), REMOTE CONTROLLED – INCLUDED.

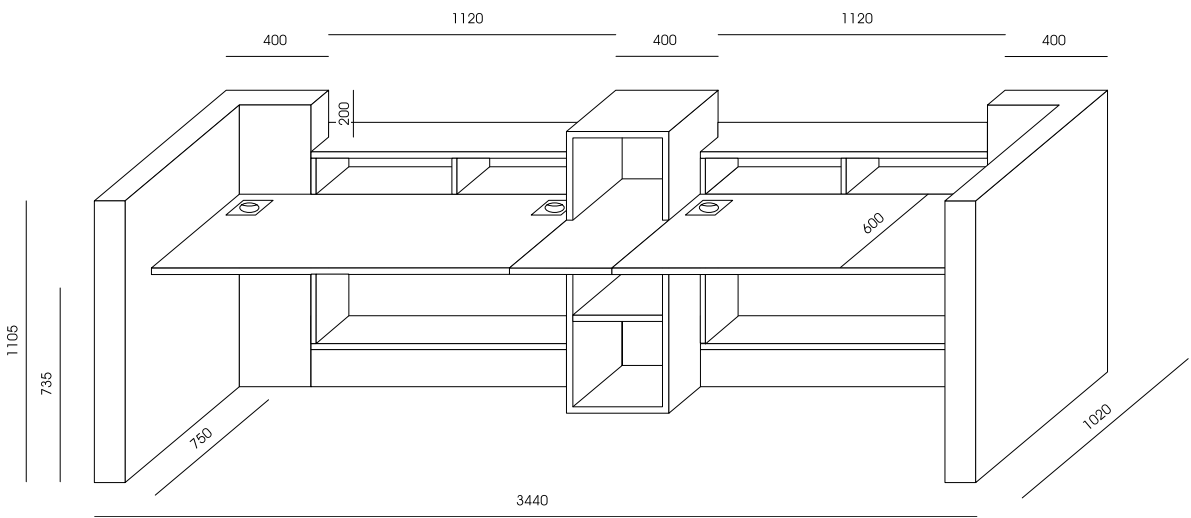
RECEPTION DESKS - TERRA

APPROXIMATE LEAD TIME – UP TO 4 WEEKS



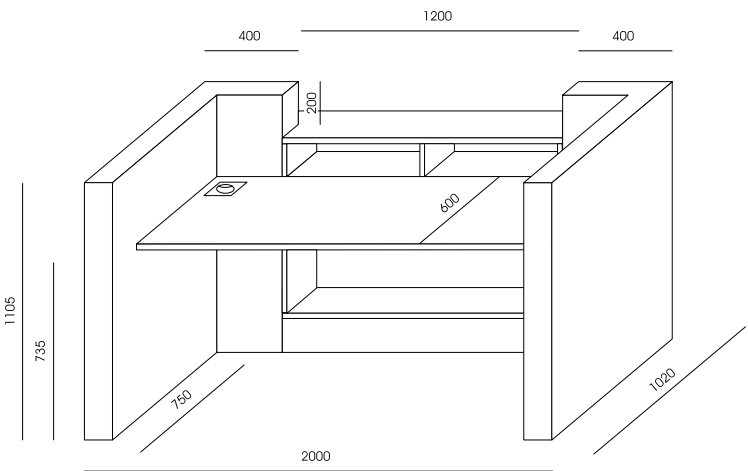
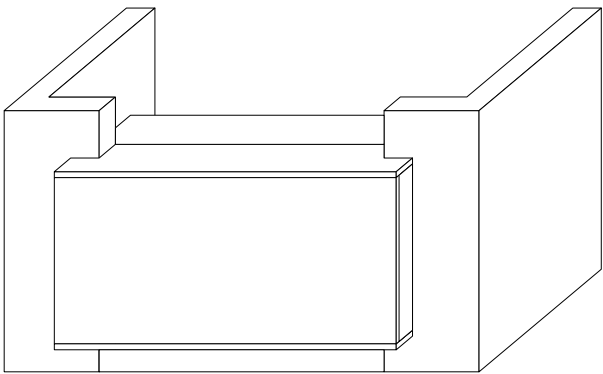
TR-2

TR-2p



TR-5

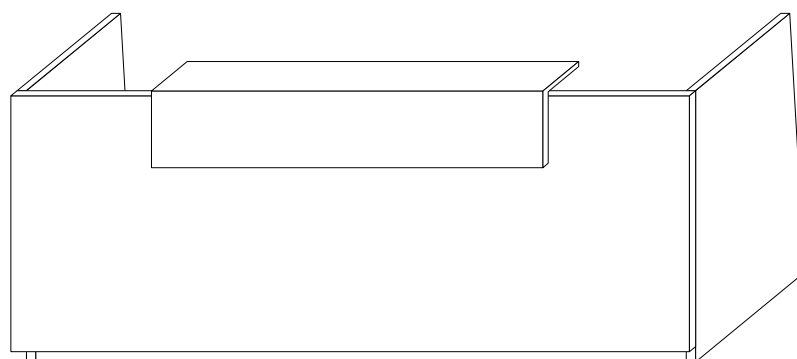
TR-5p



COLUMNS MADE OF HPL LAMINATED PANEL (BOX STRUCTURE) – AVAILABLE COLOURS FROM WUTEH SAMPLER.
OTHER ELEMENTS MADE OF MELAMINATED PANEL – AVAILABLE COLOURS FROM WUTEH SAMPLER.
DECORATIVE ALUMINUM PLATE INSERTS IN THE FRONTS.
FRONTS IN PREMIUM VERSION MADE OF HIGH-GLOSS PANEL – AVAILABLE COLOURS FROM WUTEH SAMPLER.
EACH WORKTOP INCLUDES TWO SQUARE CABLE-PASSES 90X90 MM – AVAILABLE COLOURS: WHITE, BLACK, CHROME, CHROME MATT.
OPTION: EL-1 RGB LED LIGHT FOR PLINTHS ILLUMINATION (ONE EL-1 IS ENOUGH FOR TWO SECTIONS) – NOT INCLUDED.

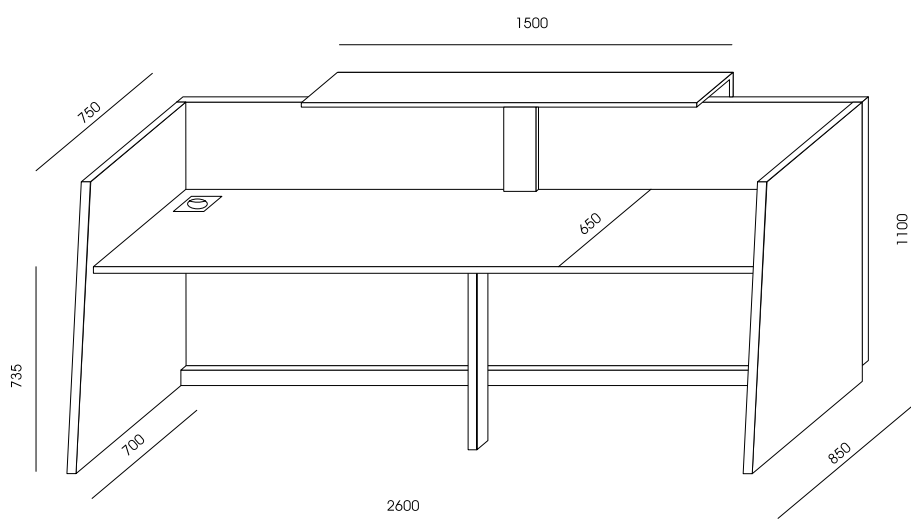
RECEPTION DESKS - LIBRA

APPROXIMATE LEAD TIME – UP TO 4 WEEKS



LB-1

LB-1p



FRONT AND SIDES MADE OF MELAMINED PANEL 36 MM THICK – AVAILABLE COLOURS FROM WUTEH SAMPLER.
RISER (COUNTERTOP) MADE OF HIGH-GLOSS PANEL OR ACRYLUX PANEL – AVAILABLE COLOURS FROM WUTEH SAMPLER.
FRONT AND SIDES IN PREMIUM VERSION MADE OF HIGH-GLOSS PANEL OUTSIDE AND MELAMINED PANEL INSIDE – AVAILABLE COLOURS FROM WUTEH SAMPLER.
FRONT ALWAYS CONSISTS OF THREE PARTS.
PLINTH AND SUPPORTING LEG MADE OF POWDER COATED STEEL – AVAILABLE COLOURS FROM WUTEH SAMPLER.
WORKTOP INCLUDES TWO SQUARE CABLE-PASSES 90X90 MM – AVAILABLE COLOURS: WHITE, BLACK, CHROME, CHROME MATT.
OPTION: EL-1 RGB LED LIGHT FOR RISER (COUNTERTOP) ILLUMINATION – NOT INCLUDED.

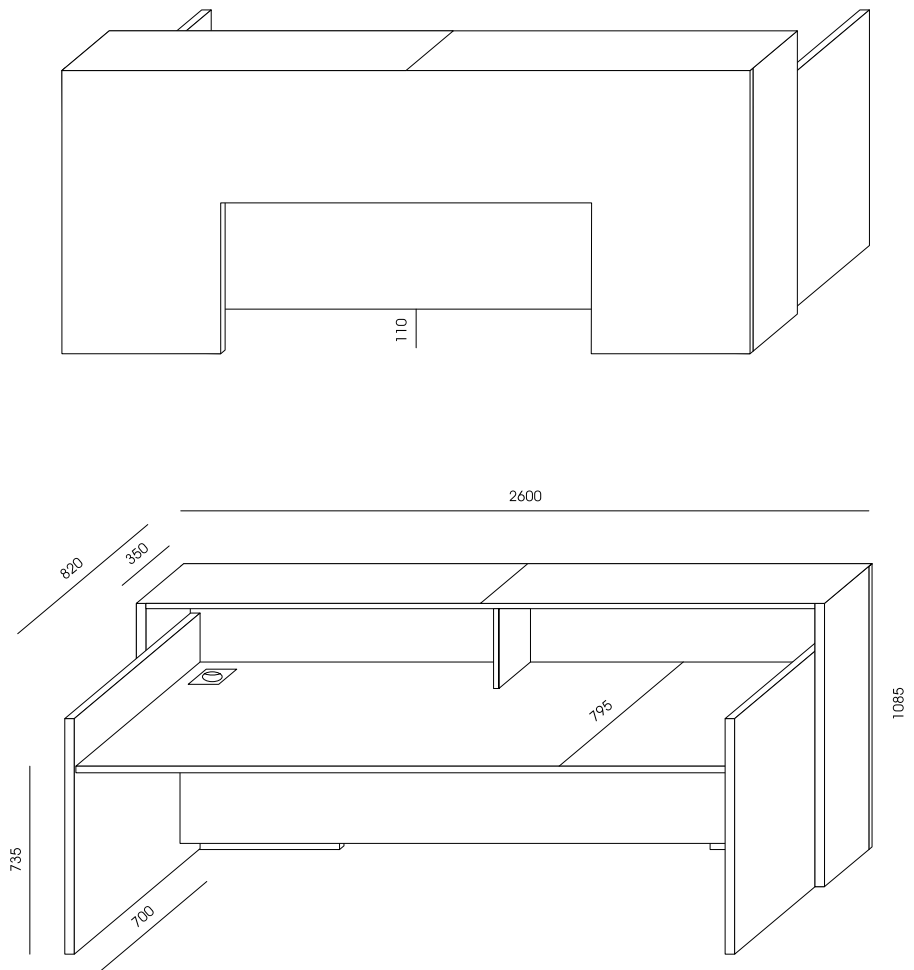
RECEPTION DESKS - BLOCK

APPROXIMATE LEAD TIME – UP TO 4 WEEKS

RECOMMENDED ASSEMBLY BY QUALIFIED INSTALLERS ONLY

PRODUCER IS NOT RESPONSIBLE FOR ANY MECHANICAL DAMAGES CAUSED BY INAPPROPRIATE INSTALLATION

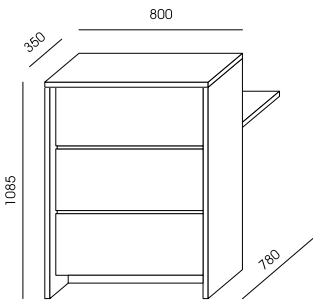
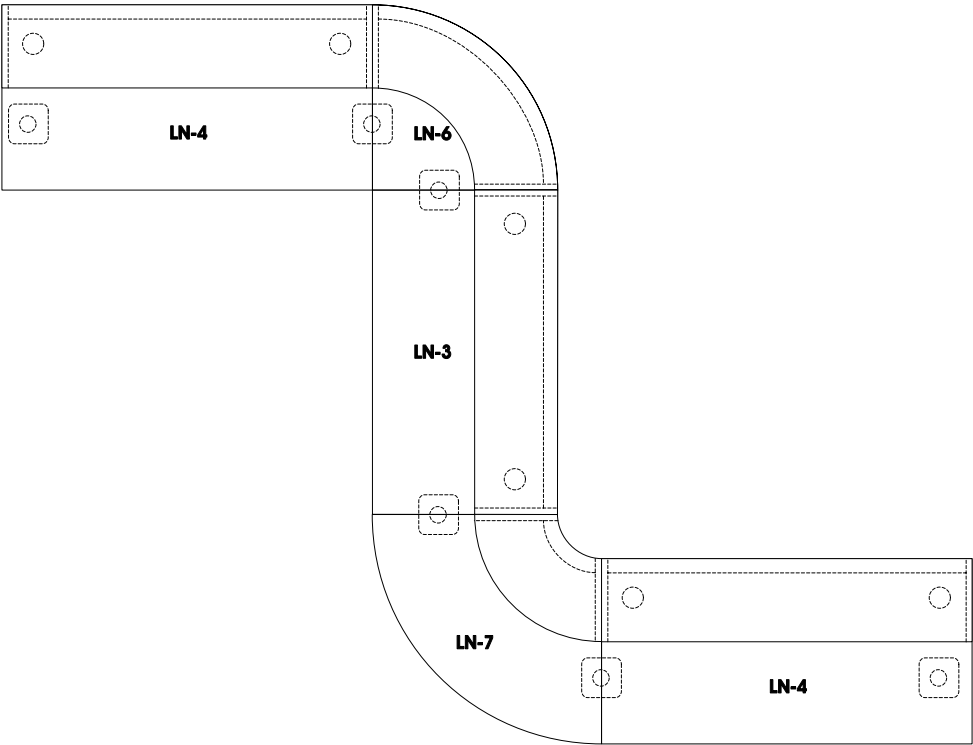
BK-1



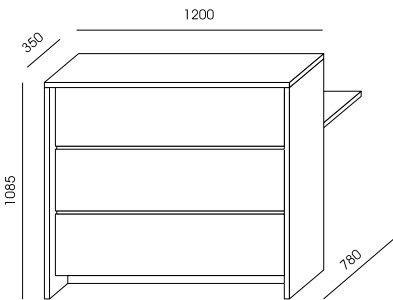
FRONT BOX MADE OF MELAMINATED PANEL CONCRETE D3274 OR OTHER COLOUR AVAILABLE FROM WUTEH SAMPLER.
WORKTOP MADE OF MELAMINATED PANEL – AVAILABLE COLOURS FROM WUTEH SAMPLER.
SIDES 36 MM THICK, MADE OF ACRYLUX OR HIGH-GLOSS PANEL OUTSIDE AND MELAMINATED PANEL INSIDE – AVAILABLE COLOURS FROM WUTEH SAMPLER.
DECORATIVE MODESTY FRONT PANEL MADE OF ACRYLUX OR HIGH-GLOSS PANEL – AVAILABLE COLOURS FROM WUTEH SAMPLER.
COUNTERTOP WITH LACOBEL GLASS – AVAILABLE COLOURS: MILK-WHITE 9003, BLACK 9005, ANTHRACITE 7016, SILVER 9006.
WORKTOP INCLUDES TWO SQUARE CABLE-PASSES 90X90 MM – AVAILABLE COLOURS: WHITE, BLACK, CHROME, CHROME MATT.
RGB LED LIGHT ILLUMINATION (VARIOUS COLOURS), REMOTE CONTROLLED – INCLUDED.

RECEPTION DESKS - LINUS

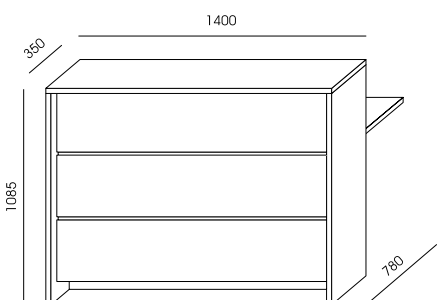
APPROXIMATE LEAD TIME – UP TO 4 WEEKS



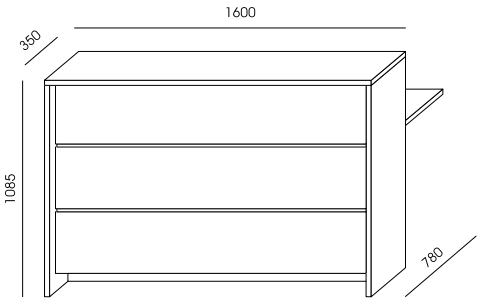
LN-1 LN-1p



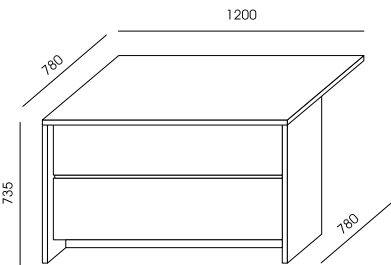
LN-2 LN-2p



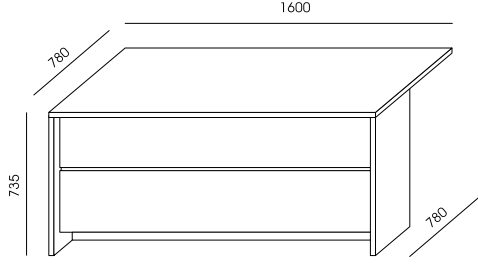
LN-3 LN-3p



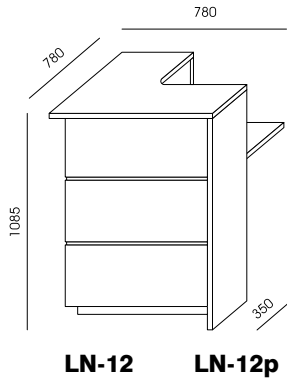
LN-4 LN-4p



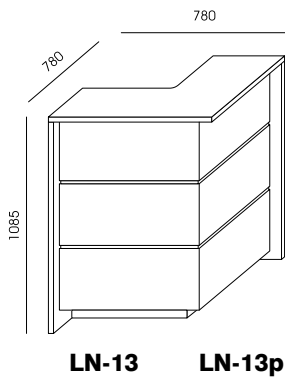
LN-5 LN-5p



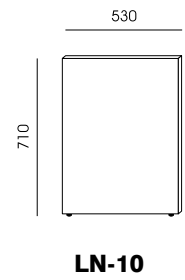
LN-8 LN-8p



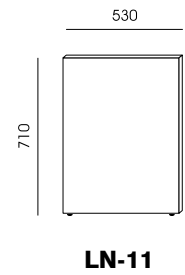
RIGHT CORNER UNIT (USER SIDE)



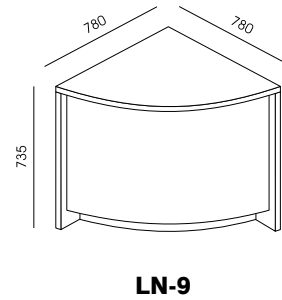
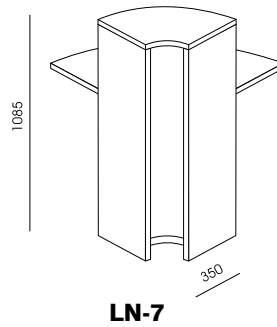
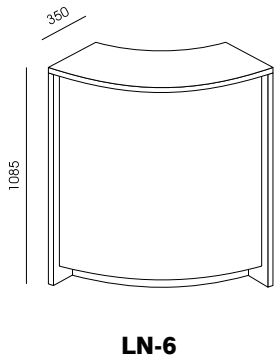
LEFT CORNER UNIT (USER SIDE)



RIGHT SIDE PANEL (USER SIDE)



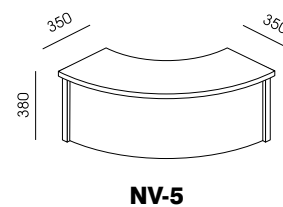
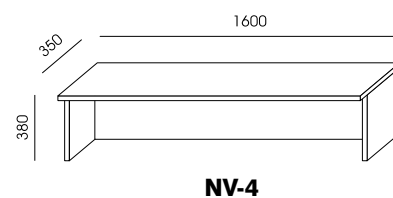
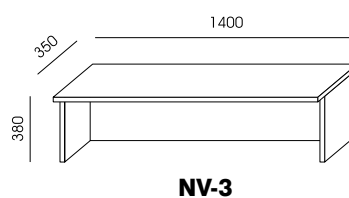
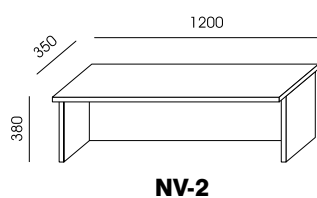
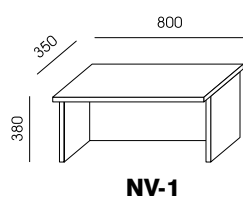
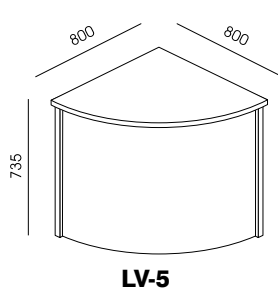
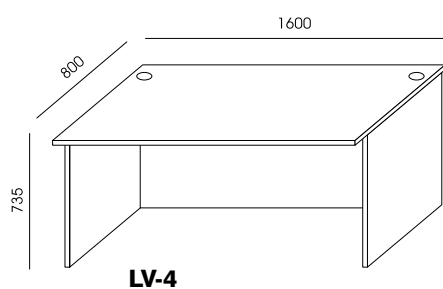
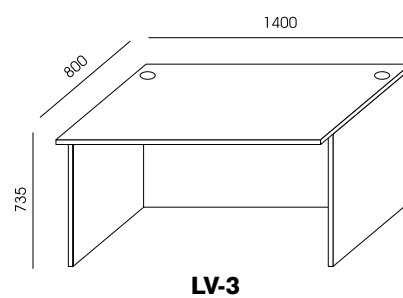
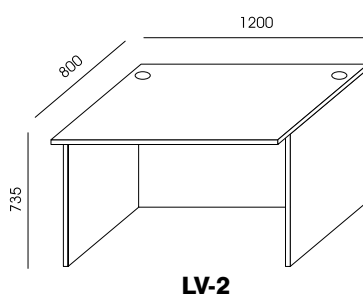
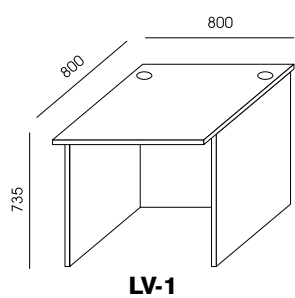
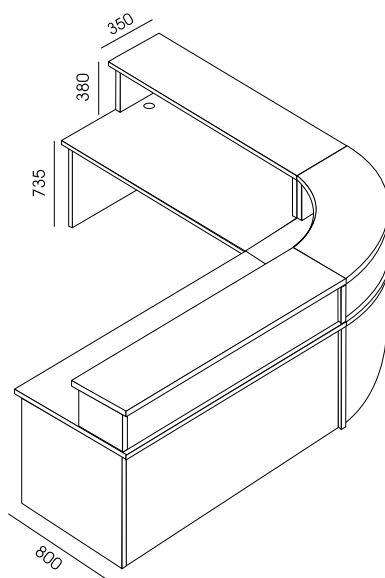
LEFT SIDE PANEL (USER SIDE)



FULLY MADE OF MELAMINED PANEL – AVAILABLE COLOURS FROM WUTEH SAMPLER.
FRONTS IN PREMIUM VERSION (LN-1p/LN-2p/LN-3p/LN-4p/LN-5p/LN-8p/LN-12p/LN-13p) MADE OF ACRYLUX OR HIGH-GLOSS PANEL – AVAILABLE COLOURS FROM WUTEH SAMPLER.
GAPS BETWEEN FRONT PANELS MADE OF POWDER COATED STEEL BARS – AVAILABLE COLOURS FROM WUTEH SAMPLER.
LN-6/LN-7/LN-9 – FRONTS AND PLINTHS MADE OF POWDER COATED STEEL PLATE – AVAILABLE COLOURS FROM WUTEH SAMPLER.
REQUIRED QUANTITY OF T-3 SUPPORTING LEGS = NUMBER OF UNITS + 1 LEG.
WORKTOPS OF LN-1/LN-2/LN-3/LN-4 INCLUDE TWO ROUND CABLE-PASSES Ø80 MM – ALUMINUM.
OPTION: EL-1 RGB LED LIGHT FOR PLINTHS AND TOPS ILLUMINATION (ONE EL-1 IS ENOUGH FOR ONE UNIT) – NOT INCLUDED.

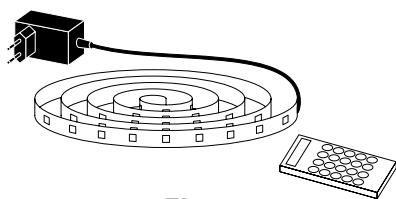
RECEPTION DESKS - VEGA

APPROXIMATE LEAD TIME – UP TO 4 WEEKS



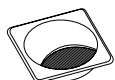
FULLY MADE OF MELAMINATED PANEL – AVAILABLE COLOURS FROM WUTEH SAMPLER.
 LV-5/NV-5 – FRONTS MADE OF POWDER COATED STEEL PLATE – AVAILABLE COLOURS FROM WUTEH SAMPLER.
 WORKTOPS OF LV-1/LV-2/LV-3/LV-4 INCLUDE TWO ROUND CABLE-PASSES Ø80 MM – ALUMINUM.

ADDITIONAL ACCESSORIES



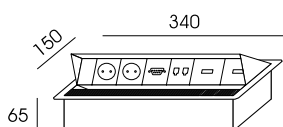
EL-1

RGB LED LIGHT STRIPS FOR ILLUMINATION OF:
TERRA, LIBRA, LINUS



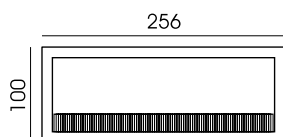
PK-1

SQUARE CABLE-PASS 90X90 MM,
TO BE INSTALLED IN Ø80 MM CUT-OUT IN THE WORKTOP
(COLOURS: WHITE, BLACK, CHROME, CHROME MATT)



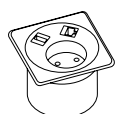
PM-1

MULTIMEDIA PORT
DESKTOP MOUNTED, POWDER COATED IN RAL 9006;
EQUIPPED WITH:
- 2x ROUND MAINS SOCKETS 230V, EARTHED - 3 M CABLE WITH ANGLE PLUG UNISCHUKO 16A/230V
- 2x RJ45 CAT5E UTP SOCKETS - 3 M CABLES WITH MALE PLUGS
- 1x VGA PORT (FEMALE) - 0,1 M CABLE WITH FEMALE PLUG
- 1x HDMI PORT (FEMALE) - 0,1 M CABLE WITH FEMALE PLUG
- 1x USB 2.0 TYPE A PORT (FEMALE) - 0,1 M CABLE WITH FEMALE PLUG



PM-3

CABLE-PASS COVER
ANODIZED ALUMINUM



PM-4

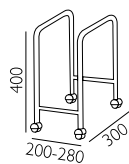
SMALL MULTIMEDIA PORT
TO BE INSTALLED IN Ø80 MM CUT-OUT IN THE WORKTOP, EQUIPPED WITH:
- 1x ROUND MAINS SOCKET 230V - 2 M CABLE WITH ANGLE PLUG UNISCHUKO 16A/230V
- 1x RJ45 CAT5E UTP SOCKET WITH FEMALE PLUG (CABLE NOT INCLUDED)
- 1x USB 2.0 TYPE A PORT (FEMALE) WITH FEMALE PLUG (CABLE NOT INCLUDED)



PM-5

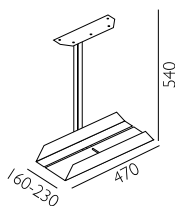
INDUCTION CHARGER
TO BE INSTALLED IN Ø80 MM CUT-OUT IN THE WORKTOP, DC VOLTAGE 5V, EQUIPPED WITH:
- 2 M POWER CABLE WITH ANGLE TRANSFORMER PLUG

ADDITIONAL ACCESSORIES



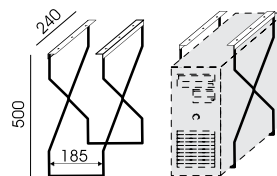
PD-1

COMPUTER TROLLEY - METAL



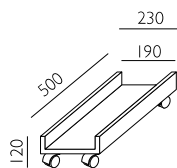
PD-2

SUSPENDED COMPUTER HOLDER



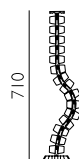
PD-3

SUSPENDED COMPUTER HOLDER



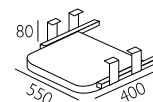
PD-4

COMPUTER TROLLEY - MELAMINED



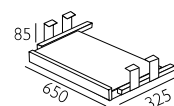
KB-1

CABLE SPINE - SILVER PLASTIC



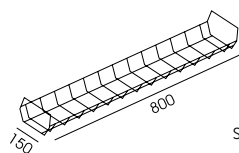
PU-1

KEYBOARD SHELF - PLASTIC



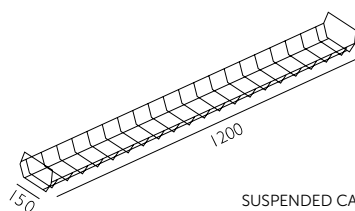
PU-3

KEYBOARD SHELF - MELAMINED



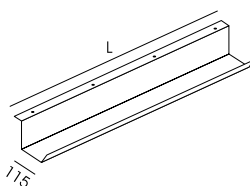
KB-3

SUSPENDED CABLE BASKET



KB-2

SUSPENDED CABLE BASKET



KB-4

L-600

KB-5

L-800

KB-6

L-1200

SUSPENDED CABLE TRAY
L - LENGHT IN MM

